

# AGENDA



What is FAFSA?



State Financial Aid  
Overview



The FAFSA Edwin Reports  
(CR307 and CR607)



Coming Soon: The FAFSA  
dashboard

- After nearly a decade of declining undergraduate enrollment—initially driven by expected demographic shifts in the state and later worsened by the 2020 coronavirus pandemic, Massachusetts appears to be slowly increasing enrollment in post secondary education.
- For all immediate enrollment of public HS seniors, college enrollment peaked in 2017 and had slowly been decreasing until 2023 with a slight uptick in overall immediate enrollment.
- The Massachusetts public higher education system is now experiencing its third consecutive fall term of growth (fall 2024). This is primarily driven by community college enrollment increases following the continued implementation and expansion of tuition and fee free community college in the Commonwealth.
- College going gaps continue to exist for historically marginalized populations.



## What is FAFSA

- The Free Application for Federal Student Aid, known as the **FAFSA**, is the financial aid form for accessing grants, federal student loans and work-study funds.
- Cost continues to be a barrier to accessing post secondary education, particularly for first generation college going students.
- Filling out the FAFSA is one of the **most important steps** students and their families can take to pay for college

# Access & Affordability



TUITION AND FEE FREE  
COMMUNITY COLLEGE




MASSGRANT PLUS AND  
MASSGRANT PLUS EXPANSION



TUITION EQUITY LAW AND  
MASFA

# Tuition and Fee Free Community College



**Fully implemented during the 2024-25 academic year**



**Funded through two major programs**

**MassReconnect**

- Supports students age 25+
- Income not a factor

**MassEducate**

- Supports students of all ages
- Income not a factor

# Free Community College



- Last dollar grant program
- Provides Free tuition & fees
- Full and Part-Time students (6 credit minimum)
- Provides a book/supply allowance up to \$1200
  - An allowance up to \$1200 for Books and supplies
  - Additional \$1200 allowance for other educational expenses for some students who meet certain income threshold

# Expanding MASSGrant Plus

- Free tuition and fees at all public institutions of higher education for low-income students (Pell-eligibility standards)
  - \$1,200 allowance for books and supplies
- Available at all nine state universities and all UMass campuses





# Affordable College - MASSGrant Plus



- Last dollar grant for tuition and fees
- Award is determined after all other non-loan is considered
- Supports full and part-time Pell eligible students at public 4-year colleges and universities
- Student encouraged to complete the FAFSA or MASFA by the institution's published financial aid deadline (or other date imposed by the Legislature) to ensure that they receive assistance



# Affordable College - MASSGrant Plus Expansion



- Last dollar grant for tuition and fees
- Award is determined after all other non-loan is considered
- Provides aid for half (50%) of tuition and fees
- Supports only full-time non-Pell students at public 4-year colleges and universities who meet income threshold (SAI = 15,000)
- Student encouraged to complete FAFSA or MASFA by the institution's published financial aid deadline (or other date imposed by the Legislature) to ensure that they receive assistance

# Massachusetts State Financial Aid

## Removing Barriers

- Tuition Equity Law notably carves a pathway to in-state tuition rates and state financial aid for certain non-US citizen students, including **undocumented students**, who have attended high school in Massachusetts for at least three (3) years and earned a high school diploma (or the equivalent) in the Commonwealth
- **Creation of Massachusetts Application for State Financial Aid (MASFA) application** allows students to apply for need-based state financial aid

**SIGNED INTO LAW**

MASSACHUSETTS  
**TUITION EQUITY**



# Tuition Equity Law

---

## Applying for State Financial Aid

---

Applying for state financial aid as a “High School Completer” is a two-step process:

---

Step 1: Complete the Student Application and Affidavit [form](#)

---

Step 2: Complete the [MASFA](#)

---

Information and additional instructions available at: [www.mass.edu/tuitionequity](http://www.mass.edu/tuitionequity)



# Massachusetts Application for State Financial Aid (MASFA)

The Tuition Equity Law provided access to Massachusetts State Financial Aid for students who cannot complete the FAFSA due to their immigration status

Requires an Affidavit to be completed with the college to receive the in-state tuition rate – which can be done prior to high school graduation

The ***Massachusetts Application for State Financial Aid (MASFA)***, was developed for students to apply for state financial aid

MASFA mimics the FAFSA and allows undocumented students a pathway to Massachusetts State financial aid


Available in two languages (English and Spanish), and can be completed at any time (**Affidavit** is required to receive state financial aid, but not to complete the MASFA)





# FAFSA Window opened late September!

Many Students and their families have already completed FAFSA



# What is the Edwin FAFSA tool

- Two FAFSA reports are available for districts and high schools in EDWIN Analytics: **FAFSA Completion Report Summary CR307** and **FAFSA Completion Report Detail CR607**.
- The reports are compiled from FAFSA data from the US Department of Education via the Massachusetts Department of Higher Education matched to data submitted by districts, such as Student Information Management System (SIMS) and other sources. The information is dynamic and updated multiple times weekly;
- Access to Edwin is determined by your school district, access to student level data is critical for this report.



<https://www.doe.mass.edu/ccte/sec-supports/ewis/fafsa-tool.docx>



# Logging onto Edwin

1. Navigate to the [MA Education Security Portal](#) (link found on top of most doe.mass.edu webpages)
  2. Log in to your account
  3. Verify your identity by clicking “Next”
  4. Enter the code provided to your email into the corresponding page
- For tips, see the [Using Edwin document](#).

1

doe.mass.edu

MASSACHUSETTS DEPARTMENT OF  
ELEMENTARY AND SECONDARY  
EDUCATION

English

Security Portal | School Profiles

2

MA Education Security Portal

Portal messages:

Log in to your account [Why can't I login?](#)

Username

Password

Log in

[Forgot Username?](#) [Forgot Password?](#)

3

Verify your identity

A code will be sent to you to verify your account. Please select where you would like this code to be sent.

☒ kathryn.sandel@mass.gov

Next

4

Enter code

A Verification code has been sent to your email. This code will be valid for 15 minutes.

[Resend Code](#)

Verify

Favorites

**Browse**

Tiles

Folders (13)



Assessments



Classroom



Content



Early Ed



Educator Prep



Educators



EWIS



Finance



High School - Beyond



School Climate



Student Enrollment - Indicators

Paginated Reports (4)



CR307 FAFSA Completion Report  
Summary



CR601 Student Progress Towards  
MassCore



CR607 FAFSA Completion Report  
Detail



PE618 Student CD Roster

# FAFSA in Edwin

- 2 reports
  - District/school view (CR307 FAFSA Completion Report Summary)
  - Student level (CR607 FAFSA Completion Report Detail)
- FAFSA data updated regularly
  - Updated several times a week, with a few day lag time
  - When choosing the "award year" it will be 2026-27 for current seniors (the year they are receiving the award, the next academic year)
- Student identified as Submitted or Not Found
  - Submitted are complete or incomplete, with completion date provided for completers

# TIP: Hit the green button!!!



View report

After you change ANY prompts- you must hit the VIEW REPORT button to see new data

- If the “View Report” is Green, hit the button to view new data.
- Even if the report screen goes momentarily blank or you see a “fetching data” box appear on the screen, new data will not be displayed until you use the button.
- Once you have made all the changes to the prompts that you want, hit the green “view report” button to see new info.
- You are not seeing the data reflected by the prompts you picked if the view report button is green!

# CR307: District/School View FAFSA Report

For this year's seniors  
the award year  
will be 2026-27

FileHomeView

Export1Parameters

Award Yr2026-27

DistrictState

SchoolAll

GradeAll

edwinanalytics

CR307 FAFSA COMPLETION REPORT SUMMARY

District: State  
School : All

Contact Us

2026-27 FAFSA Completion State

Complete Incomplete Not Found

	# of students (12th grade & SP)	Submitted	Complete	Incomplete	Not Found
State	72,796	24,469 (34%)	23,509 (32%)	960 (1%)	48,327 (66%)

Disclaimers: Data in these reports are compiled from SIMS and other sources and matched with FAFSA data provided from the US Department of Education. Various matching techniques have been applied to maximize identification of students. Despite these matching techniques, the report will have students listed as 'not found' who may have completed a FAFSA but are not recorded here due to those matches not being complete.

The information is dynamic: FAFSA information is updated several times a week, and number of students reflects current enrollment and is updated daily. As a result, representations may be different than shown in an earlier reporting period.

Number of students reflects current enrollment of 12th grade students and SP students (or, students in Special Education beyond 12th grade).

Data suppressed if total number of students is 10 or less.

District Name	High School Name	# of students (12th grade & SP)	# Submitted	% Submitted	# Complete	% Complete	# Incomplete	% Incomplete	# Not Found	% Not Found
ABBY KELLEY FOSTER CHARTER PUBLIC (DISTRICT)	<a href="#">ABBY KELLEY FOSTER CHARTER PUBLIC SCHOOL</a>	80	47	59%	46	58%	1	1%	33	41%
ABINGTON	<a href="#">ABINGTON HIGH</a>	131	39	30%	37	28%	2	2%	92	70%
ACADEMY OF THE PACIFIC RIM CHARTER PUBLIC (DISTRICT)	<a href="#">ACADEMY OF THE PACIFIC RIM CHARTER PUBLIC SCHOOL</a>	54	26	48%	23	43%	3	6%	28	52%

# CR307: District/School View FAFSA Report

Award Yr

2026-27

▼

District

Worcester (03480000)

▼

School

All

▼

Grade

All

▼

edwin

analytics

CR307 FAFSA COMPLETION REPORT SUMMARY

District: Worcester (03480000)

District: Worcester (03480000)

School : All

Contact Us

2026-27 FAFSA Completion Worcester (03480000)

Complete

Incomplete

Not Found

	# of students (12th grade & SP)	Submitted	Complete	Incomplete	Not Found
State	72,796	24,469 (34%)	23,509 (32%)	960 (1%)	48,327 (66%)

Disclaimers: Data in these reports are compiled from SIMS and other sources and matched with FAFSA data provided from the US Department of Education. Various matching techniques have been applied to maximize identification of students. Despite these matching techniques, the report will have students listed as 'not found' who may have completed a FAFSA but are not recorded here due to those matches not being complete.

The information is dynamic: FAFSA information is updated several times a week, and number of students reflects current enrollment and is updated daily. As a result, representations may be different than shown in an earlier reporting period.

Number of students reflects current enrollment of 12th grade students and SP students (or, students in Special Education beyond 12th grade).

Data suppressed if total number of students is 10 or less.

District Name	High School Name	# of students (12th grade & SP)	# Submitted	% Submitted	# Complete	% Complete	# Incomplete	% Incomplete	# Not Found	% Not Found
WORCESTER	<a href="#">BURNCOAT SENIOR HIGH</a>	269	91	34%	85	32%	6	2%	178	66%
WORCESTER	<a href="#">CLAREMONT ACADEMY</a>	69	6	9%	6	9%	0	0%	63	91%
WORCESTER	<a href="#">DOHERTY MEMORIAL HIGH</a>	395	107	27%	93	24%	14	4%	288	73%
WORCESTER	<a href="#">NORTH HIGH</a>	323	41	13%	31	10%	10	3%	282	87%
WORCESTER	<a href="#">SOUTH HIGH COMMUNITY</a>	488	94	19%	89	18%	5	1%	394	81%
WORCESTER	<a href="#">UNIVERSITY PK CAMPUS SCHOOL</a>	34	6	18%	5	15%	1	3%	28	82%
WORCESTER	<a href="#">WORCESTER TECHNICAL HIGH</a>	346	81	23%	72	21%	9	3%	265	77%
WORCESTER	<a href="#">WORCESTER ALTERNATIVE HIGH SCHOOL</a>									

Changed prompts to Worcester, then hit green button to run report



# CR607: Student Level FAFSA Report

Award Year	School Year	District Name	District Code	High School Name	High School Code	First Name	Last Name	MI	SASID	GRADE	DOB	Gender	Race	Low Income	ELL	SWD	High Needs	FAFSA Completion Date	Submitted FAFSA	Status
2026	2025									12		F	Black or African American	Low Income	N	Y	Y	08/26/2025	Y	Complete
2026	2025									12		F	White	Low Income	N	N	Y	11/20/2024	Y	Complete
2026	2025									12		F	White	Low Income	N	Y	Y	08/27/2025	Y	Complete
2026	2025									12		F	White	Low Income	N	N	Y	01/13/2025	Y	Complete
2026	2025									12		M	Hispanic or Latino	Non-Low Income	N	Y	Y	08/28/2025	Y	Complete
2026	2025									12		F	Asian	Non-Low Income	N	N	N		Y	Incomplete
2026	2025									12		M	Asian	Non-Low Income	N	N	N		Y	Incomplete
2026	2025									12		M	Multi-Race, Not Hispanic or Latino	Low Income	N	Y	Y		N	Not Found
2026	2025									12		F	Multi-Race, Not Hispanic or Latino	Low Income	Y	N	Y		N	Not Found
2026	2025									12		F	Hispanic or Latino	Low Income	Y	N	Y		N	Not Found
2026	2025									12		F	White	Non-Low Income	N	N	N		N	Not Found
2026	2025									SP		M	Asian	Low Income	N	Y	Y		N	Not Found
2026	2025									12		F	Black or African American	Non-Low Income	N	N	N		N	Not Found

# A Closer Look at CR607

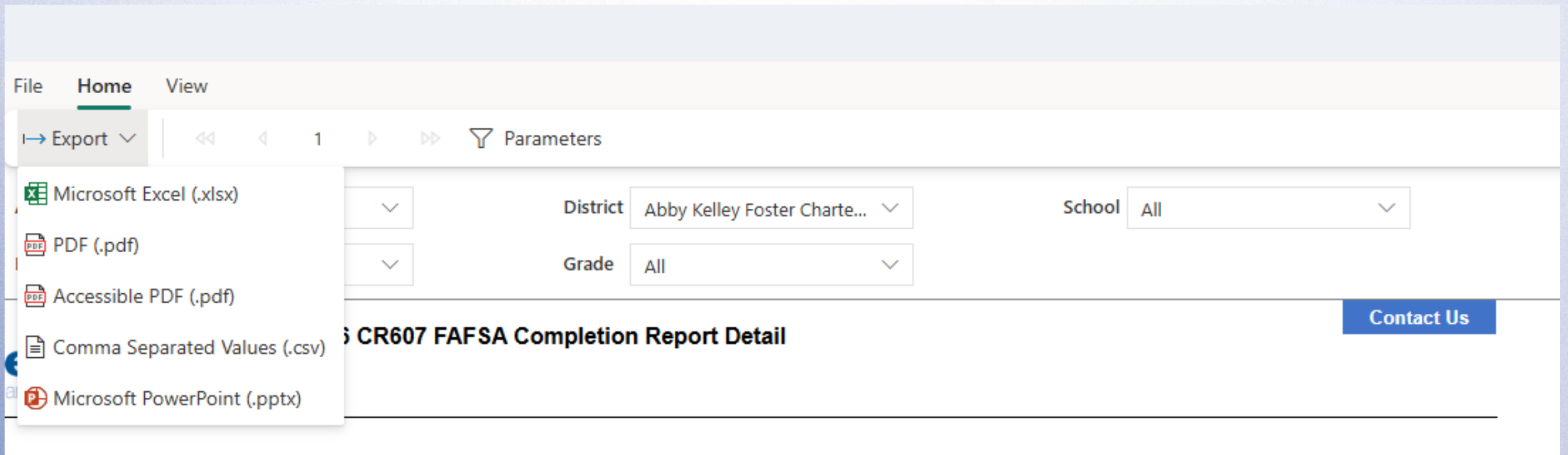
In the example below, a user can see the student's name and SASID with the completion status. The report also includes student group information and date of FAFSA completion to better target and set goals around equity for all students.

The SASID is a blue hyperlink; clicking on this link brings a user to the PR600 Student Profile Report with details of that student's academic history. Remember, students with status listed as 'Not Found' in some cases may have completed FAFSA but were not matched to other records in the matching algorithm.

High School Code	First Name	Last Name	MI	SASID	GRADE	DOB	Gender	Race	Low Income	ELL	SWD	High Needs	FAFSA Completion Date	Submitted FAFSA	Status
19990505	ERIC	AARON	O	<a href="#">1168442222</a>	12	04/30/07	M	White	Non-Low Income	N	N	N	03/03/2025	Y	Complete
19990505	JAYDEN	BOSTON	A	<a href="#">1345532627</a>	12	05/16/07	M	White	Non-Low Income	N	N	N	06/02/2025	Y	Complete
19990505	HAILEY	CHARTER	F	<a href="#">1788530328</a>	12	02/07/07	F	White	Low Income	N	Y	Y	02/20/2025	Y	Complete
19990505	VIVIAN	DAVIS	H	<a href="#">1182432227</a>	12	03/10/07	F	White	Non-Low Income	N	N	N	12/10/2024	Y	Complete

Student group will be available upon certification of October SIMS





# Downloading your files

- The Excel download provides both “matched” and “unmatched” students for better managing your outreach strategy

# New Feature: Grade Filter

Award Yr  District  School

Grade

**COMPLETION REPORT SUMMARY**

District: State  
School : All

[Contact Us](#)

# Using the Unmatched section of file

- Towards bottom of html report/on second tab of Excel download

36	2026		Abby Kelley Foster Charter Public (District)	04450000	Abby Kelley Foste
37	2026		Abby Kelley Foster Charter Public (District)	04450000	Abby Kelley Foste
38	2026		Abby Kelley Foster Charter Public (District)	04450000	Abby Kelley Foste
39	2026		Abby Kelley Foster Charter Public (District)	04450000	Abby Kelley Foste
40	2026		Abby Kelley Foster Charter Public (District)	04450000	Abby Kelley Foste
	0000		Abby Kelley Foster Charter Public (District)	04450000	Abby Kelley Foste

< > FAFSA-Matched\_2 FAFSA-Non-Match\_3 HeaderFooter +

## Additional Non-Matched Students:

This report now includes students who submitted a FAFSA and reported your high school on their FAFSA although according to our algorithm were not matched to students currently enrolled in your high school. They appear at the end of the report in their own table. As these data are not matched to SIMS data, additional demographic information is not available.

## “Hey, Alex said they did FAFSA” and other quick tips

- Alex may have, it may have just been done and will appear in a few days or it may have not been matched correctly. Unmatched students are still in the file, they are just at the end (page down all the way) in the html version or on separate tab in data downloads. You will also find some students who put your high school down as their high school.
- Consider if you are really trying to track down kids, downloading the excel file from Edwin, all the seniors that are in the unmatched will be in there as well in a separate sheet. This way it may be easier to work together with your in school and out of school partners on college access.
- FYI: There is not a manual way to “fix” this match in Edwin, it’s an automated system with around 70,000 high school students a year.



# Coming in December: FAFSA Dashboard

- Dashboard will provide frequent public updates around FAFSA completion across the Commonwealth by school, district and student group
- Intent is to increase FAFSA completion particularly for student groups with traditionally low FAFSA completion/college enrollment (with the ACARE recommendation to Increase Exposure and Access to Higher Education for K-12 students)
- Works with the Joint FAFSA resolution of BHE and BESE to set completion goals, enhance tracking and leverage existing partnerships and heighten Interagency collaboration
- Used to target our communications and other resources where they are needed most

# What is it? How is it different than the Edwin reports?

- A DHE-DESE-EOE collaboration
- Uses same data source as Edwin FAFSA reports available for Schools and Districts to track FAFSA completion in near real time (CR307 and CR 607)
- Tracks or counts students slightly differently than Edwin
  - This dashboard focuses on students who were enrolled as high school seniors in October of the school year, while the Edwin reports reflect currently claimed SP and 12th graders
- Publicly available; Data suppressed if 6 or fewer students.
- Dashboard will be updated twice a month

# What is in the Public FAFSA Dashboard?

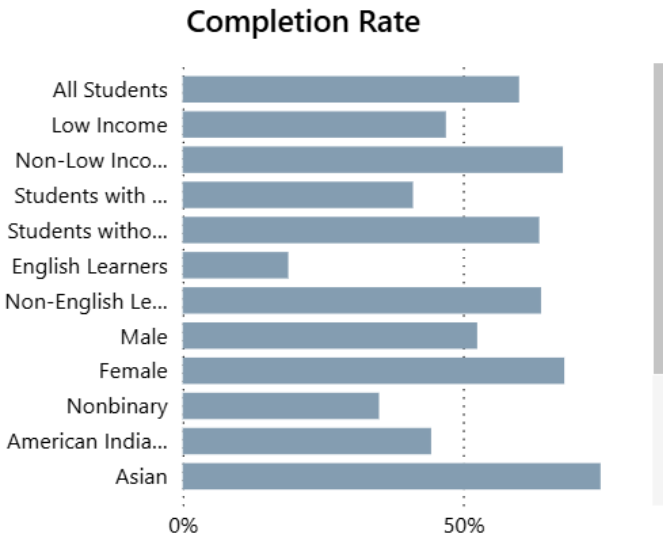
- Allows users to explore data at state and school/district level and by selected student groups
- Dashboard will include:
  - Statewide overview
  - School/District Overview
  - High Flyers: Districts with highest overall completion rates
  - Big Movers: Districts with largest percentage point increases in completion rates
- Can track year-to-date progress
  - In previous years, saved over the data nightly
  - Data now saved throughout FAFSA cycle, allowing for year-to-date progress tracking and in future years will allow for year-to-year comparisons (e.g. March 2026 vs. March 2027).
- Dashboard should be launched in early-mid January



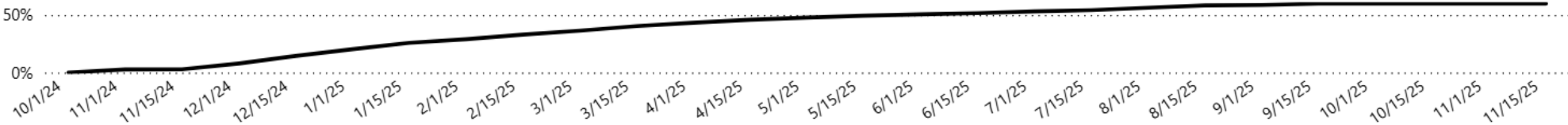
60.0% of Massachusetts 12th graders completed FAFSA (as of 12/10/2025)

- Home
- Navigation
- State Overview
- District Overview
- District Trend
- High Flyers
- Big Movers
- About the Data

	#Grade 12 Students	Submitted FAFSAs	Submission Rate	Completed FAFSAs	Completion Rate
All Students	71,010	42,601	60.0%	42,604	60.0%
Low Income	26,583	12,478	46.9%	12,478	46.9%
Non-Low Income	44,427	30,123	67.8%	30,126	67.8%
Students with Disabilities	11,332	4,654	41.1%	4,654	41.1%
Students without Disabilities	59,678	37,947	63.6%	37,950	63.6%
English Learners	6,166	1,161	18.8%	1,161	18.8%
Non-English Learners	64,844	41,440	63.9%	41,443	63.9%
Male	36,089	18,956	52.5%	18,956	52.5%
Female	34,564	23,520	68.0%	23,523	68.1%
Nonbinary	357	125	35.0%	125	35.0%
American Indian or Alaska Native	167	74	44.3%	74	44.3%
Asian	5,299	3,949	74.5%	3,949	74.5%
Black or African American	7,352	4,413	60.0%	4,413	60.0%



Massachusetts FAFSA Completion Rate Year-To-Date: All Students



Suppression Note: Data is suppressed for fewer than 6 students and shown as --.





56.4% of Malden  
12th graders completed FAFSA (as of 11/15/2025)

- Home
- Navigation
- State Overview
- District Overview
- District Trend
- High Flyers
- Big Movers
- About the Data

District/School Overview All Student

	#Grade 12 Students	Submitted FAFSAs	Submission Rate	Completed FAFSAs	Completion Rate
Malden	472	266	56.4%	266	56.4%
Malden High	472	266	56.4%	266	56.4%

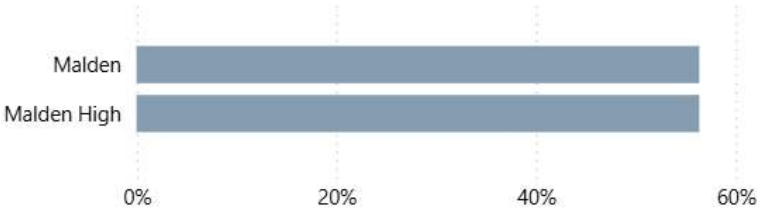
District

Malden

Data as of

Latest Period

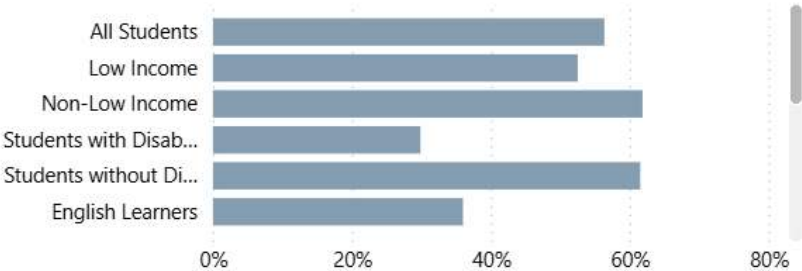
Completion Rate



Student Group Overview

	#Grade 12 Students	Submitted FAFSAs	Submission Rate	Completed FAFSAs	Completion Rate
All Students	472	266	56.4%	266	56.4%
Low Income	278	146	52.5%	146	52.5%
Non-Low Income	194	120	61.9%	120	61.9%
Students with Disabilities	77	23	29.9%	23	29.9%
Students without Disabilities	395	243	61.5%	243	61.5%
English Learners	75	27	36.0%	27	36.0%
Non-English Learners	397	239	60.2%	239	60.2%

Completion Rate by Student Group



Suppression Note: Data is suppressed for fewer than 6 students and shown as --.



# High Flyer

[Home](#)[Navigation](#)[State Overview](#)[District Overview](#)[District Trend](#)[High Flyers](#)[Big Movers](#)[About the Data](#)

Student Group

All Students

Data as of

Latest Period

Data as of: Nov 15, 2025

District	#Grade 12 Students	Completed FAFSAs	Completion Rate
Mystic Valley Regional Charter (District)	73	72	98.6%
Salem Academy Charter (District)	67	60	89.6%
Pioneer Charter School of Science II (District)	43	37	86.0%
Francis W. Parker Charter Essential (District)	56	48	85.7%
Pioneer Valley Chinese Immersion Charter (District)	35	30	85.7%
Abby Kelley Foster Charter Public (District)	76	65	85.5%
Prospect Hill Academy Charter (District)	61	52	85.2%
Boston Preparatory Charter Public (District)	80	68	85.0%
Berlin-Boylston	59	49	83.1%
Advanced Math and Science Academy Charter (District)	127	105	82.7%
Academy Of the Pacific Rim Charter Public (District)	45	37	82.2%
Brooke Charter School (District)	101	83	82.2%
Easthampton	94	77	81.9%
Match Charter Public School (District)	55	45	81.8%

Suppression Note: Data is suppressed for fewer than 6 students and shown as --.





Email us at [ewis@mass.gov](mailto:ewis@mass.gov)

Using the FAFSA tool <https://www.doe.mass.edu/ccte/sec-supports/ewis/fafsa-tool.docx>

Mass. Go Higher Campaign <https://www.mass.gov/go-higher>

DHE Office of Student Financial Assistance <https://www.mass.edu/osfa/home/home.asp>

