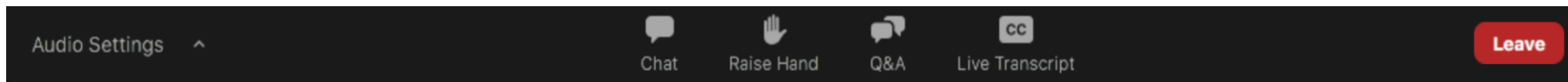


Understanding the FAFSA®



How to Participate



The *Audio Settings* allow you to control the volume levels

The *Chat* feature is disabled. To communicate with the host, please use the Q&A section

Have a question during the webinar? Type it in the Q&A section

Use the *Live Transcript* feature if you want to see closed captions

Click *Leave* to exit the webinar

About MEFA

State authority created by the Commonwealth of Massachusetts in 1982, helping families plan, save, and pay for college



About the FAFSA

- Free Application for Federal Student Aid
- FREE form at **fafsa.gov**
- Required by all colleges/universities for federal & state (& some institutional) aid
- Must be completed each year (one for every child in college)
- May have other financial aid applications required

Completing the FAFSA

- Contributor: Anyone who needs to provide information
- Each contributor has a section to complete
- All income questions will pull answers from your federal tax return with your consent
- You must provide consent to pull your tax data for the student to receive federal financial aid
- Online skip logic removes questions not applicable
- Must answer all questions in order
- Tip: If an answer is zero or the question does not apply, enter 0
- Incomplete FAFSAs are deleted after 45 days; reminders are sent every 7 days

Items & Info Needed to Complete the FAFSA

Student and parent(s)

- Social Security number
- Date of birth
- Current bank statements
- Current investment records

Certain families may need

- 2024 federal income tax return for student and/or parent

FAFSA Customer Service

Phone: (800) 4-Fed-Aid (433-3243)

Email Form: Located at studentaid.gov/help-center/contact

Chat: Located at studentaid.gov/help-center/contact

- (Chat option disappears if not available)

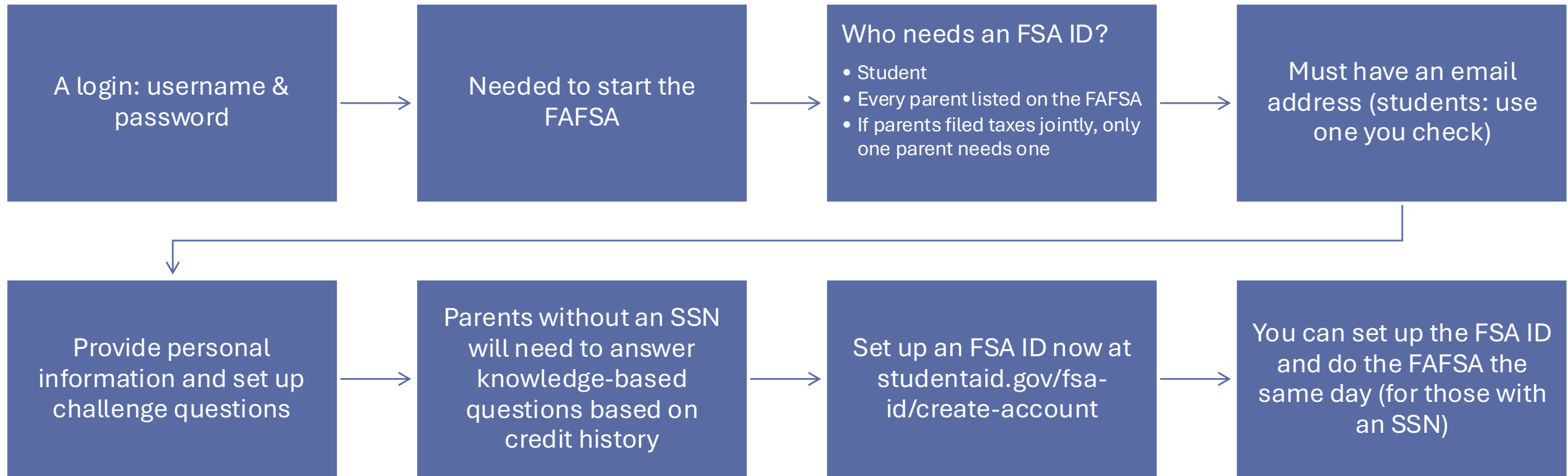
Hours:

- Monday: 8 a.m.–9 p.m. ET
- Tuesday-Wednesday: 8 a.m.–8 p.m. ET
- Thursday-Friday: 8 a.m.–6 p.m. ET
- Saturday & Sunday: Closed

Help Center tab at the top of each page leads to:

- Search
- Help Topics
- FAQs
- Link to Contact Information

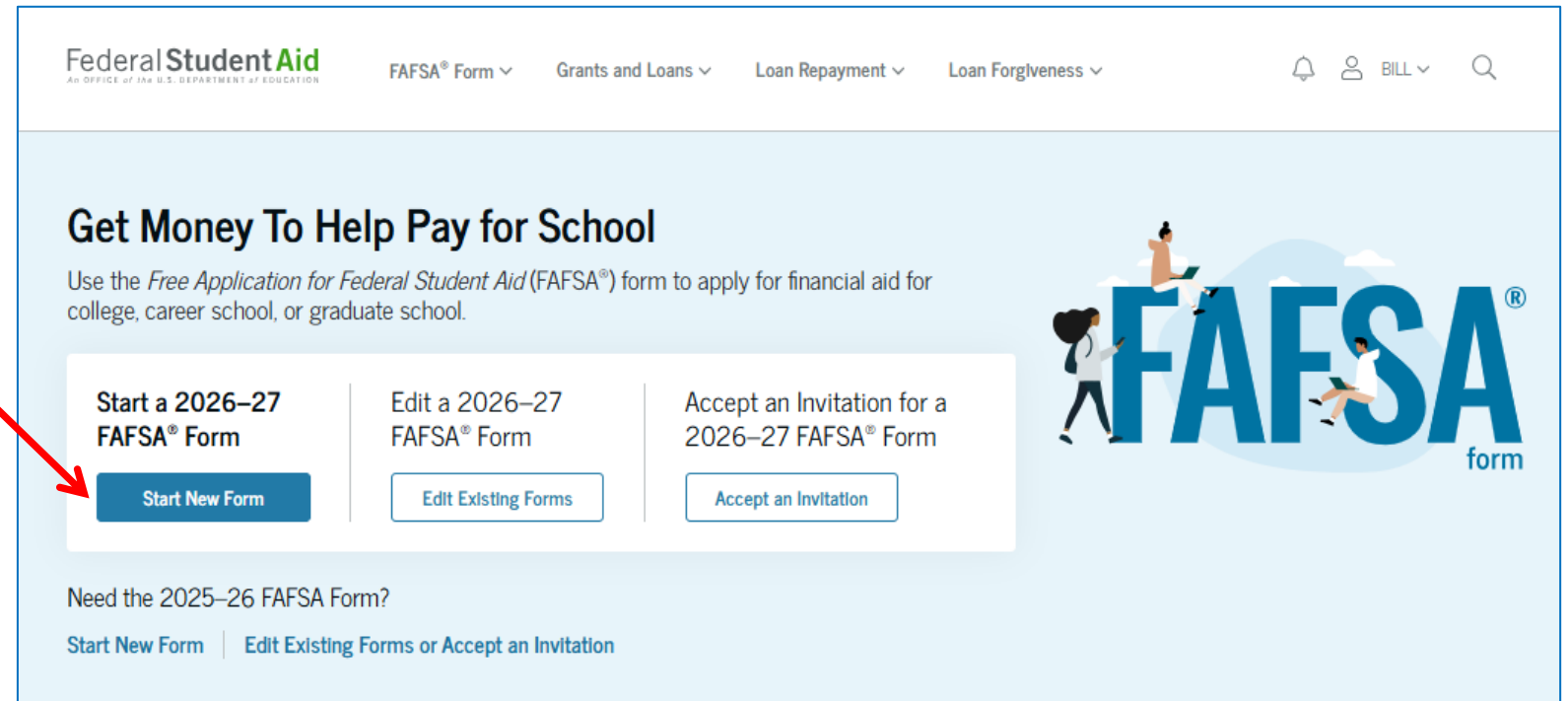
FSA ID



FAFSA Homepage

FederalStudentAid
An OFFICE of the U.S. DEPARTMENT of EDUCATION

Choose *Start New Form*



The screenshot shows the FAFSA homepage. At the top is the Federal Student Aid logo and navigation links for FAFSA Form, Grants and Loans, Loan Repayment, and Loan Forgiveness. Below the navigation bar is a main heading 'Get Money To Help Pay for School' with a subtext explaining the FAFSA form. To the right is a large graphic of the FAFSA logo with people interacting with it. In the center, there are three buttons: 'Start a 2026–27 FAFSA® Form' (with a 'Start New Form' sub-button), 'Edit a 2026–27 FAFSA® Form' (with an 'Edit Existing Forms' sub-button), and 'Accept an Invitation for a 2026–27 FAFSA® Form' (with an 'Accept an Invitation' sub-button). A red arrow points from the text 'Choose Start New Form' to the 'Start New Form' button. At the bottom, there is a section for the 2025–26 FAFSA form with links to 'Start New Form' and 'Edit Existing Forms or Accept an Invitation'.

FederalStudentAid
An OFFICE of the U.S. DEPARTMENT of EDUCATION

FAFSA® Form ▾ Grants and Loans ▾ Loan Repayment ▾ Loan Forgiveness ▾

🔔 👤 BILL ▾ 🔍

Get Money To Help Pay for School

Use the *Free Application for Federal Student Aid* (FAFSA®) form to apply for financial aid for college, career school, or graduate school.

Start a 2026–27 FAFSA® Form
[Start New Form](#)

Edit a 2026–27 FAFSA® Form
[Edit Existing Forms](#)

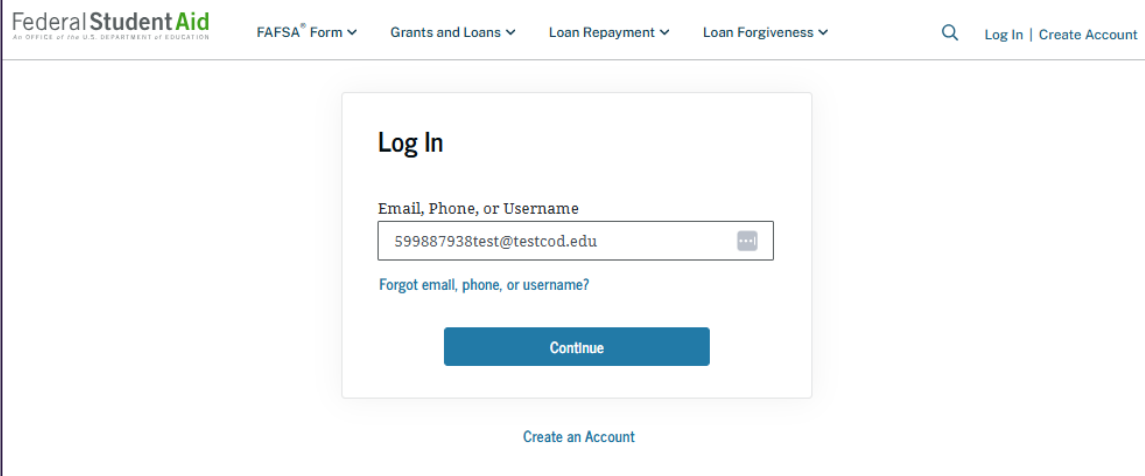
Accept an Invitation for a 2026–27 FAFSA® Form
[Accept an Invitation](#)

Need the 2025–26 FAFSA Form?
[Start New Form](#) | [Edit Existing Forms or Accept an Invitation](#)

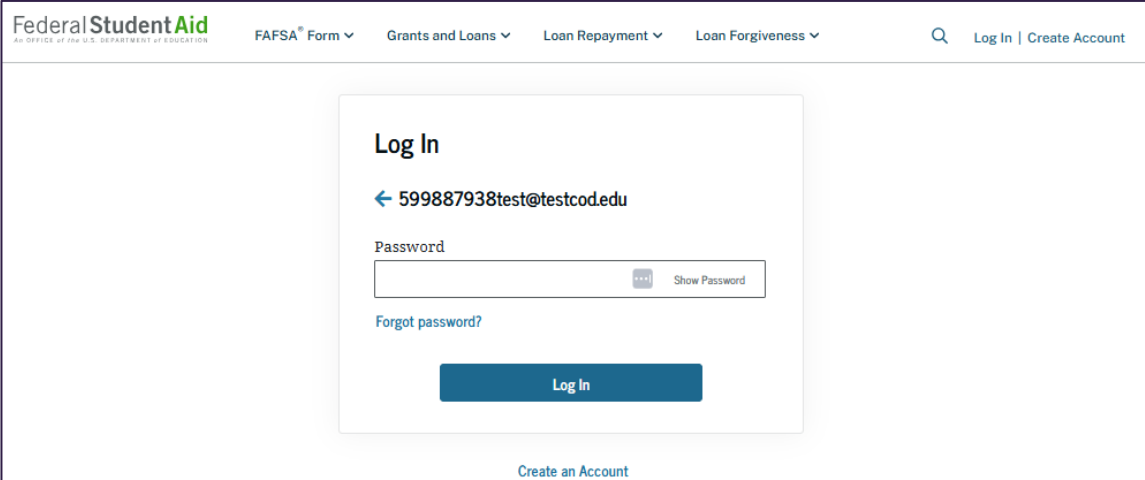
FAFSA® form

Login Page

- Must use an FSA ID to log in
- Select *Create an Account* to get an FSA ID



The screenshot shows the Federal Student Aid login page. The header includes the logo and navigation links: FAFSA® Form, Grants and Loans, Loan Repayment, and Loan Forgiveness. A search icon and 'Log In | Create Account' link are on the right. The main content area has a 'Log In' heading. Below it is a text input field labeled 'Email, Phone, or Username' containing the text '599887938test@testcod.edu'. A link 'Forgot email, phone, or username?' is below the field. A blue 'Continue' button is at the bottom of the form. Below the form is a link 'Create an Account'.



The screenshot shows the Federal Student Aid login page. The header is the same as the previous screenshot. The main content area has a 'Log In' heading. Below it is a text input field labeled 'Email, Phone, or Username' containing the text '599887938test@testcod.edu' with a blue arrow icon to its left. Below this field is a 'Password' label and a password input field with a 'Show Password' link to its right. A link 'Forgot password?' is below the password field. A blue 'Log In' button is at the bottom of the form. Below the form is a link 'Create an Account'.

Role

- Choose student or parent role
- If you received an invitation code to complete the FAFSA, select *Enter Code*
- Federal Student Aid ***strongly*** recommends that the student start the FAFSA
- For this webinar, we will assume the student is starting the FAFSA

The screenshot shows the FAFSA 2026-27 welcome screen. At the top left is the FAFSA logo with 'FORM 2026-27' next to it. The header features a light blue background with hot air balloons. A central banner says 'Welcome, Alex, to the FAFSA® Form'. Below this, a green line separates the header from the main content. The main content area has the text 'I am starting the FAFSA form as a' followed by two radio button options: 'Student' with a person icon and 'Parent' with a family icon. Below these options is the question 'Did you receive an invitation code?' with a blue link 'Enter Code'. At the bottom, there are two buttons: 'Previous' and 'Continue'.

Overview

- First of four video onboarding slides
- Introduction to the FAFSA
- List of documents you may need

FAFSA® FORM 2026-27 Student Alex Tran

Understanding the FAFSA® Form

1 of 4
What is the FAFSA® form?

Use the *Free Application for Federal Student Aid (FAFSA®)* form to apply for grants, scholarships, work-study funds, and loans for college, career school, or graduate school.

You might need the following information or documents as you fill out the FAFSA form:

- Tax returns
- Records of child support received
- Current balances of cash, savings, and checking accounts
- Net worth of investments, businesses, and farms

What Is FAFSA®?
What is FAFSA® and why is it important?

Previous Continue

Defining Contributors

- Explains concept of contributor
- How to invite contributors

The screenshot shows the FAFSA 2026-27 interface for Student Alex Tran. The page is titled 'Understanding the FAFSA Form' and is the 2nd of 4 steps. The main heading is 'Contributors to the FAFSA Form'. Below this is a video player with the title 'Who Is a Contributor on the FAFSA Form?' and a play button. The video player also includes a 'Share' button and a 'Watch on YouTube' link. Below the video player, there are two sections: 'Parents or Spouses' and 'How To Invite'. The 'Parents or Spouses' section explains that answers on the FAFSA form will determine if any contributors (spouse, biological or adoptive parent(s), or parent's spouse) need to be identified. These contributors will complete their own sections of the form and provide personal and financial information, but they won't be financially responsible for the student's education. The 'How To Invite' section states that contributors will need to log in with their own StudentAid.gov account username and password to provide their information. To invite a contributor to a FAFSA form, the user will need to provide their email address. At the bottom of the page, there is a dropdown menu labeled 'Which parent is considered a contributor?' and two buttons: 'Previous' and 'Continue'.

FAFSA[®] FORM 2026-27 Student Alex Tran

Understanding the FAFSA[®] Form

2 of 4

Contributors to the FAFSA[®] Form

Who Is a Contributor on the FAFSA[®] Form?

Who is a contributor on the FAFSA[®] form?

Watch on YouTube

Parents or Spouses

Your answers on the FAFSA[®] form will determine if any contributors (your spouse, your biological or adoptive parent(s), or your parent's spouse) need to be identified. These contributors will complete their own sections of the form and are asked to provide personal and financial information, but they won't be financially responsible for your education.

How To Invite

Contributors will need to log in with their own StudentAid.gov account username and password to provide their information. To invite a contributor to a FAFSA form, you'll need to provide their email address.

Which parent is considered a contributor? ▼

Previous Continue

What to Expect

- Information about consent and approval
- Time estimate
- How to save and return later

The screenshot shows the FAFSA 2026-27 interface for Student Alex Tran. The page is titled 'Understanding the FAFSA® Form' and is the 3rd of 4 steps. The current step is 'What To Expect', which includes a time estimate of 30 minutes. The text explains that contributors must provide consent and approval for federal student aid, and that the form can be saved and returned to later. A video player is embedded, showing a person with a question mark and the text 'What Does It Mean To Provide Consent and ... What does it mean to provide consent and approval on the FAFSA® form?'. Below the video is a link to learn about how information is used. At the bottom are 'Previous' and 'Continue' buttons.

FAFSA® FORM 2026-27 Student Alex Tran

Understanding the FAFSA® Form

3 of 4

What To Expect

How long will this take? 30 minutes

Every contributor must provide consent and approval for you to be eligible for federal student aid. With your consent and approval, we can obtain your federal tax information automatically from the IRS to help you complete the FAFSA® form.

You can save the form and return to it later if you need more time.

What Does It Mean To Provide Consent and ...
What does it mean to provide consent and approval on the FAFSA® form?

Watch on YouTube

Learn about [how we use the information we collect](#) on the FAFSA form.

Previous Continue

After the FAFSA

- What happens after you submit
- Click *Start FAFSA form* to begin

FAFSA[®] FORM 2026-27 Student Alex Tran

Understanding the FAFSA[®] Form

4 of 4

After Submitting the FAFSA[®] form

After submission, you'll need to check on the status of your FAFSA form and make corrections, if required.

What Happens After Submitting Your FAFSA...

What Happens After Submitting Your FAFSA[®] Form?

Watch on YouTube

- Your form will be processed in one to three days.
- You'll be able to view your FAFSA Submission Summary. It will include the Student Aid Index (SAI), an index number used to determine federal student aid eligibility.
- Schools will use your SAI to create your financial aid offer that explains the types and amounts of aid they are offering you. Most schools only send an aid offer when they accept you for admission.

Previous Start FAFSA Form

Student Identity Info

- Student info from the FSA ID for review
- Any changes to info must be made under *Account Settings* on StudentAid.gov

The screenshot shows the FAFSA 2026-27 form for Student Alex Tran. The header includes the FAFSA logo, the year 2026-27, and a 'Save' button. The main section is titled 'Student Identity Information' and includes a prompt to review the information before moving forward. The form contains the following fields:

- Name: Alex Tran
- Date of Birth: 02/15/2006
- Social Security Number: ***-**-9036
- Email Address: 599889036test@testcoo.eou
- Mobile Phone Number: (555) 557-6997
- Permanent Mailing Address: 324 dsfsd
- City: dsfsd
- State: IA
- Zip Code: 34343
- Country: United States (US)

A 'Continue' button is located at the bottom right of the form.

State of Legal Residence

FAFSA® FORM 2026-27 Student Alex Tran Save FAFSA Menu

Student State of Residence

State
Usually, this is the state where the student lives while not attending school.

Iowa (IA) ⓘ

Date the Student Became a Resident of Iowa (IA)
If the student was born in Iowa (IA) and has not moved out of state since, enter their date of birth. Otherwise, enter the date the student moved to Iowa (IA).

Month Year ⓘ

01 2006

Previous Continue

Throughout the application, click the question mark icon for more details on answering each question

Providing Consent

- By providing consent, the contributor allows the FAFSA to pull federal tax data directly into the FAFSA from the IRS
- Every contributor **MUST** provide consent in order for the student to receive need-based federal aid
- Select *Approve* to provide consent

FAFSA® FORM 2026–27 Student Alex Tran Save FAFSA Menu

Provide Consent and Approval or You Won't Be Eligible for Federal Student Aid

Summary

Your consent and approval are needed to retrieve and disclose federal tax information. With your consent and approval, we can obtain tax return information automatically from the IRS to help you complete the FAFSA® form. If you don't provide consent and approval, you will not be eligible for federal student aid, including grants and loans. You must provide consent and approval even if you didn't file a U.S. federal tax return or any tax return.

- Get your 2024 tax return information for the 2026–27 FAFSA form.
- Federal tax information is used to determine your eligibility for federal student aid.
- Tax return information is required to complete the FAFSA form.

By accepting below, I consent to the disclosure of information about me, and affirmatively approve of

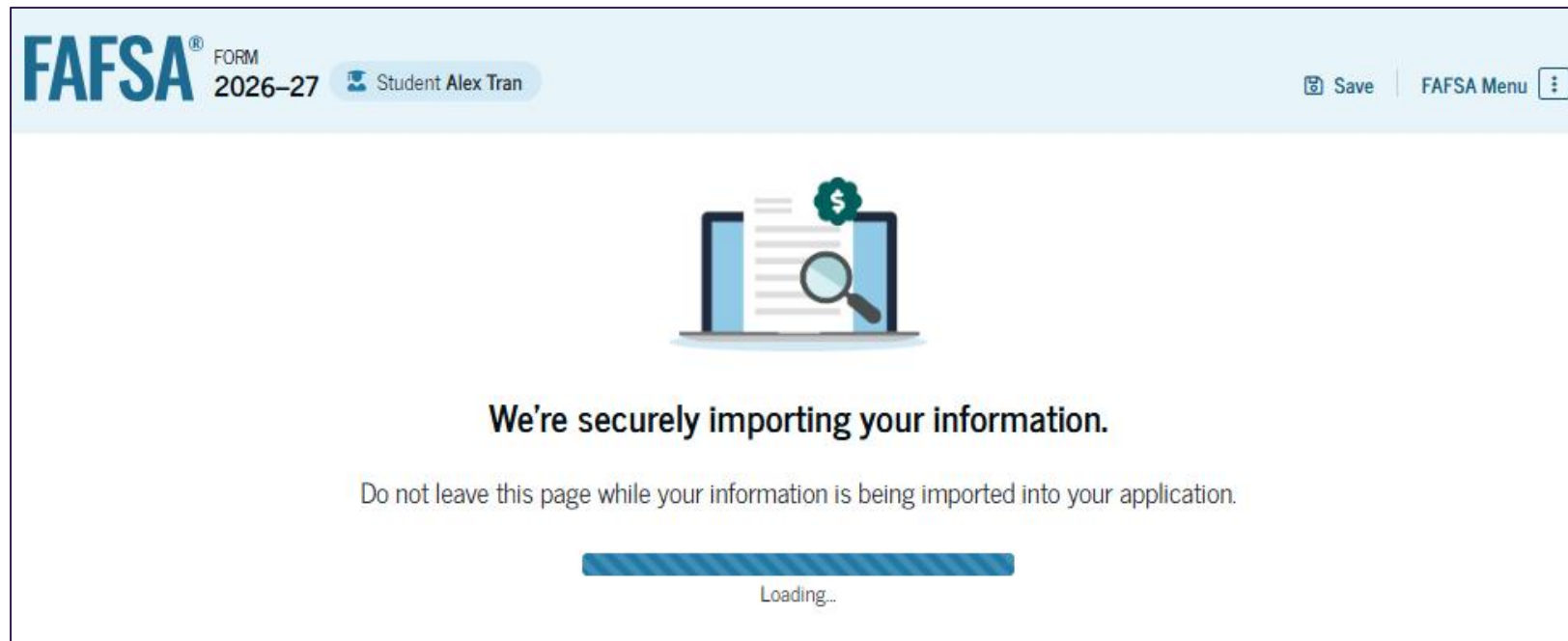
- the receipt and use of my federal tax information, and
- the redisclosure of my federal tax information by the U.S. Department of Education (ED), as described herein.

By accepting below, I consent to and affirmatively approve of, as applicable, the following:

1. ED may disclose my Social Security number/Individual Taxpayer Identification Number, last name, date of birth, unique identifier, the tax year for which federal tax information is required, and the date and timestamp of my approval for the use of my federal tax information in determining eligibility by ED for which approval is provided to the U.S. Department of the Treasury, Internal Revenue Service (IRS). I understand that in response to such a request from ED, the IRS shall then disclose my federal tax information to "authorized persons" (i.e., specifically designated officers and employees of ED and its contractors [as defined in 26 U.S.C. § 6103(l)(13)(E)]) for the purpose of determining eligibility for and the amount of federal student aid under a program authorized under subpart 1 of part A, part C, or part D of Title IV of the Higher Education Act of 1965, as amended, for myself or an applicant for federal student aid who has requested that I share my federal tax information on their *Free Application for Federal Student Aid (FAFSA®)* form.

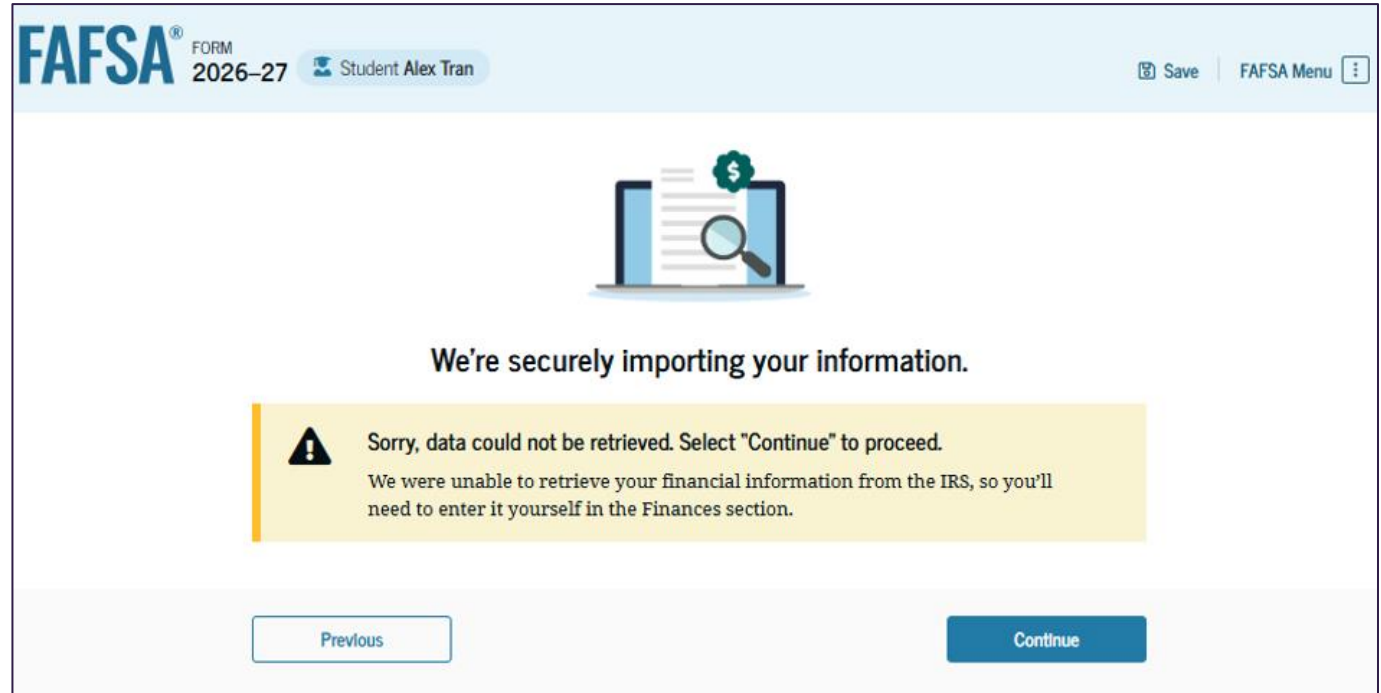
IRS Importing Tax Data

A screen will show when IRS information is being imported to the FAFSA



No Tax Data Found

Non-tax filers will receive a (correct) message that no IRS tax data was found



The screenshot shows the FAFSA 2026-27 interface for Student Alex Tran. At the top, the FAFSA logo is followed by 'FORM 2026-27' and the student's name. On the right, there are 'Save' and 'FAFSA Menu' buttons. The main content area features an illustration of a laptop with a magnifying glass over a document and a dollar sign. Below this, the text reads: 'We're securely importing your information.' A yellow warning box contains a triangle icon and the message: 'Sorry, data could not be retrieved. Select "Continue" to proceed. We were unable to retrieve your financial information from the IRS, so you'll need to enter it yourself in the Finances section.' At the bottom, there are 'Previous' and 'Continue' buttons.

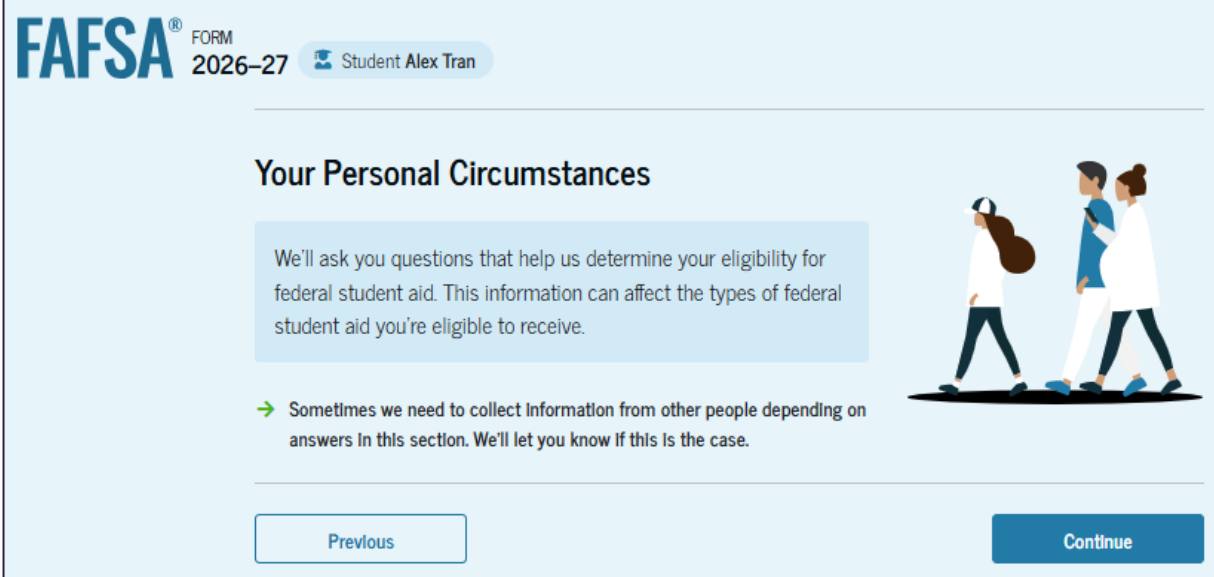
Personal Circumstances

Questions to determine if student is:

- dependent (needs to report parent information on the FAFSA)

OR

- independent (does not need parent data)



The screenshot shows the FAFSA 2026-27 interface for Student Alex Tran. The section is titled 'Your Personal Circumstances'. A text box explains that questions will be asked to determine eligibility for federal student aid, noting that this information can affect the types of aid received. A green arrow points to a note: 'Sometimes we need to collect information from other people depending on answers in this section. We'll let you know if this is the case.' An illustration of three people walking is on the right. At the bottom are 'Previous' and 'Continue' buttons.

FAFSA[®] FORM 2026-27 Student Alex Tran

Your Personal Circumstances

We'll ask you questions that help us determine your eligibility for federal student aid. This information can affect the types of federal student aid you're eligible to receive.

→ Sometimes we need to collect information from other people depending on answers in this section. We'll let you know if this is the case.

Previous Continue

Marital Status

- Married students are independent
- Separated students are not considered independent

The screenshot shows the FAFSA 2026-27 form for Student Alex Tran. The progress bar at the top indicates the following steps: 1. Personal Circumstances (selected), 2. Demographics, 3. Financials, 4. Colleges, 5. Contributor Invite, and 6. Signature. The main heading is "Student Current Marital Status" with an information icon. Below this, there are six radio button options: "Single (never married)" (selected), "Married (not separated)", "Remarried", "Separated", "Divorced", and "Widowed". At the bottom of the form, there are "Previous" and "Continue" buttons.

College Plans

- Entering college students should select *First Year (freshman)*
- Students should make sure to select *No* when asked if they have a bachelor's degree
- Grad students are independent

FAFSA[®] FORM 2026-27 Student Alex Tran Save FAFSA Menu

1 Personal Circumstances 2 Demographics 3 Financials 4 Colleges 5 Contributor Invite 6 Signature

Student College or Career School Plans

When the student begins the 2026-27 school year, what will their college grade level be? ⓘ

☒ First year (freshman)

☐ Second year (sophomore)

☐ Other undergraduate (junior and beyond)

☐ Master's, doctorate, or graduate certificate program (such as M.A., MBA, M.D., J.D., Ph.D., Ed.D., etc.)

When the student begins the 2026-27 school year, will they already have their first bachelor's degree? ⓘ

☐ Yes ☒ No

Previous Continue

Other Personal Circumstances

- Other factors that qualify a student as independent:
 - Older than 23
 - Has dependents who receive support
 - Active-duty military or Veteran
 - If since turned 13: orphan, foster care, or ward of the court
 - Emancipated minor
 - In legal guardianship

The screenshot shows the FAFSA 2026-27 form for Student Alex Tran. The progress bar at the top indicates the following steps: 1. Personal Circumstances (current), 2. Demographics, 3. Financials, 4. Colleges, 5. Contributor Invite, and 6. Signature. The 'Student Personal Circumstances' section is titled and includes the instruction 'Select all that apply or "None of these apply."'. There are eight checkboxes with corresponding information icons (i or ?):

- ☐ The student is currently serving on active duty in the U.S. armed forces for purposes other than training. (i)
- ☐ The student is a veteran of the U.S. armed forces. (i)
- ☐ The student has children or other people (excluding their spouse) who live with them and receive more than half of their support from the student now and between July 1, 2026, and June 30, 2027. (i)
- ☐ At any time since the student turned 13, they were an orphan (no living biological or adoptive parent). (?)
- ☐ At any time since the student turned 13, they were a ward of the court. (i)
- ☐ At any time since the student turned 13, they were in foster care. (i)
- ☐ The student is or was a legally emancipated minor, as determined by a court in their state of residence. (i)
- ☐ The student is or was in a legal guardianship with someone other than their parent or stepparent, as determined by a court in their state of residence. (i)

The final option, ☒ None of these apply., is selected. At the bottom of the form, there are 'Previous' and 'Continue' buttons.

Question on Homelessness

- Students who are homeless or self-supporting and at risk of being homeless are independent

The screenshot shows the FAFSA 2026-27 interface for Student Alex Tran. At the top, the FAFSA logo and form year are on the left, and 'Save' and 'FAFSA Menu' buttons are on the right. A progress bar below the header shows six steps: 1. Personal Circumstances (highlighted), 2. Demographics, 3. Financials, 4. Colleges, 5. Contributor Invite, and 6. Signature. The main heading is 'Student Homelessness'. The question asks: 'At any time on or after July 1, 2025, was the student unaccompanied and either (1) homeless or (2) self-supporting and at risk of being homeless?'. There are two radio button options: 'Yes' (unselected) and 'No' (selected). At the bottom, there are 'Previous' and 'Continue' buttons.

FAFSA[®] FORM 2026-27 Student Alex Tran Save FAFSA Menu

1 Personal Circumstances 2 Demographics 3 Financials 4 Colleges 5 Contributor Invite 6 Signature

Student Homelessness

At any time on or after July 1, 2025, was the student unaccompanied and either (1) homeless or (2) self-supporting and at risk of being homeless? ⓘ

☐ Yes ☒ No

Previous Continue

Unusual Circumstances

- The student is asked if unusual circumstances prevent them from contacting their parent(s).
- Answering yes will allow them to submit the FAFSA without parent information as a Provisional Independent Student
- Colleges will follow up if they require more information or documentation

The screenshot shows the FAFSA 2026-27 interface for Student Alex Tran. The progress bar at the top indicates the current step is '1 Personal Circumstances'. The section title is 'Student Unusual Circumstances'. A green box contains the text: 'This information will help us evaluate the student's ability to pay for school.' Below this, a question is asked: 'Do unusual circumstances prevent the student from contacting their parents or would contacting their parents pose a risk to the student?'. A list of circumstances is provided: 'A student may be experiencing unusual circumstances if they' followed by bullet points: 'left home due to an abusive or threatening environment;', 'are abandoned by or estranged from their parents;', 'have refugee or asylee status and are separated from their parents, or their parents are displaced in a foreign country;', 'are a victim of human trafficking;', 'are incarcerated, or their parents are incarcerated, and contact with the parents would pose a risk to the student; or', and 'are otherwise unable to contact or locate their parents.' A note states: 'If the student's circumstances resulted in not having a safe and stable place to live, they may be considered a homeless youth and should review the answer to the previous question about being unaccompanied and homeless.' At the bottom, there are two radio button options: 'Yes' (unselected) and 'No' (selected). 'Previous' and 'Continue' buttons are at the very bottom.

Dependency Status

- Student will be told if considered a dependent student
- Option to apply for Federal Unsubsidized Loan only if parents are unwilling to provide information
 - If the student selects Yes, a pop-up appears to warn them about missing out on other potential federal student aid

FAFSA® FORM 2026-27 Student Alex Tran Save FAFSA Menu

1 Personal Circumstances 2 Demographics 3 Financials 4 Colleges 5 Contributor Invite 6 Signature

Your Dependency Status

Dependent Student
Based on your answers, you're a dependent student. This means you must provide parent information on your FAFSA® form. This information helps determine how much federal student aid you're eligible to receive.

Direct Unsubsidized Loan Only
Are the student's parents refusing to provide their information on this FAFSA® form? ⓘ
This response must be "No" for the student to be considered for Federal Pell Grant eligibility and most other types of federal student aid.

☐ Yes ☒ No

Previous Continue

Student Demographics: Student's Sex

Federal Student Aid
An OFFICE of the U.S. DEPARTMENT of EDUCATION

- Does not affect aid eligibility
- Is not shared with colleges

The screenshot shows the FAFSA 2026-27 interface for Student Alex Tran. The progress bar at the top indicates the following steps: 1. Personal Circumstances (completed), 2. Demographics (current step), 3. Financials, 4. Colleges, 5. Contributor Invite, and 6. Signature. The 'Student Demographic Information' section is highlighted. A green box contains the text: 'Questions Used for Research Purposes Only and Do Not Affect Federal Student Aid Eligibility. Your answers will not: • affect the student's eligibility for federal student aid, • be used in any aid calculations, or • be shared with the schools to which the student applies.' Below this, the question 'What is the student's sex?' is displayed with an information icon. There are two radio button options: 'Male' (selected) and 'Female'. At the bottom, there are 'Previous' and 'Continue' buttons.

Student Race and Ethnicity

- Does not affect aid eligibility
- Is not shared with colleges

The screenshot shows the FAFSA 2026-27 form for Student Alex Tran. The progress bar at the top indicates the following steps: 1. Personal Circumstances (completed), 2. Demographics (current step), 3. Financials, 4. Colleges, 5. Contributor Invite, and 6. Signature. The 'Student Race and Ethnicity' section is highlighted with a green border. It contains a disclaimer: 'Questions Used for Research Purposes Only and Do Not Affect Federal Student Aid Eligibility. Your answers will not affect the student's eligibility for federal student aid, be used in any aid calculations, or be shared with the schools to which the student applies.' Below this, the question 'What is the student's race and/or ethnicity?' is followed by the instruction 'Select all that apply and enter additional details in the spaces below.' The form includes several checkboxes: 'American Indian or Alaska Native' (unchecked), 'Asian' (checked), 'Chinese' (unchecked), 'Asian Indian' (unchecked), 'Filipino' (unchecked), 'Vietnamese' (unchecked), 'Korean' (unchecked), 'Japanese' (unchecked), 'Other Asian (Enter, for example, Pakistani, Hmong, Afghan, etc.)' (with an empty text box below it), 'Black or African American' (unchecked), and 'Hispanic or Latino' (unchecked).

Student Citizenship Status

Who is eligible for federal student aid?

- U.S. citizens
- Eligible non-citizens, including:
 - U.S. Nationals
 - Permanent Residents
 - Carriers of Arrival-Departure Records (I-94)
 - Holders (student or parent) of a T-visa
 - “Battered immigrant-qualified aliens”
 - Citizens of the Federated States of Micronesia, the Republic of the Marshall Islands, and the Republic of Palau

Citizenship status will be verified by:

- The Social Security Administration (citizens)
- The Department of Homeland Security (eligible non-citizens)

The screenshot shows the FAFSA 2026-27 form for Student Alex Tran. The progress bar at the top indicates the following steps: 1. Personal Circumstances (completed), 2. Demographics (current step), 3. Financials, 4. Colleges, 5. Contributor Invite, and 6. Signature. The 'Student Citizenship Status' section is displayed with three radio button options: 'U.S. citizen or national' (selected), 'Eligible noncitizen', and 'Neither U.S. citizen nor eligible noncitizen'. At the bottom of the form, there are 'Previous' and 'Continue' buttons.

Parent Education Status

FAFSA[®] FORM 2026-27 Student Alex Tran Save FAFSA Menu

1

2

3

4

5

6

Personal

Demographics

Financials

Colleges

Contributor Invite

Signature

Circumstances

Parent Education Status

Did either of the student's parents attend college or complete college? ⓘ

☒ Neither parent attended college

☐ One or both parents attended college, but neither parent completed college




☐ One or both parents completed college

☐ Don't know

Previous

Continue

Parent Killed in Line of Duty

FAFSA[®] FORM 2026–27  Student Alex Tran  Save | FAFSA Menu 

✓

2

3

4

5

6

Personal Demographics Financials Colleges Contributor Invite Signature

Circumstances

Parent Killed in Line of Duty

Was the student's parent or guardian killed in the line of duty while either (1) serving on active duty as a member of the U.S. armed forces on or after the events of 9/11, or (2) performing official duties as a public safety officer? ⓘ

Public safety officers include law enforcement officers, firefighters, and emergency service workers.

☐ Yes

☒ No

Previous

Continue

Student High School Completion Status

FAFSA® FORM 2026–27 Student Alex Tran Save FAFSA Menu

1 Personal Circumstances 2 Demographics 3 Financials 4 Colleges 5 Contributor Invite 6 Signature

Student High School Completion Status

What will the student's high school completion status be at the beginning of the 2026–27 school year? ⓘ

☒ High school diploma

☐ State-recognized high school equivalent (e.g., GED certificate)

☐ Homeschooled

☐ None of the above

Previous Continue

Student High School Information

- Students who select *High school diploma* will need to report their high school
- The student enters the school's city and state and selects the school from the search results

The screenshot shows the FAFSA 2026-27 interface for Student Alex Tran. The progress bar at the top indicates the following steps: 1. Personal Circumstances (completed), 2. Demographics (current step), 3. Financials, 4. Colleges, 5. Contributor Invite, and 6. Signature. The 'Student High School Information' section is active, with the question 'From what high school did or will the student graduate?' followed by a help icon. Below this, there are input fields for 'State' (Alabama (AL)), 'City' (Brantley), and 'High School Name' (optional, with 'b' entered). A search result 'Brantley High School' is displayed below the name field. At the bottom, there are 'Previous' and 'Continue' buttons.

Student Federal Benefits Received

Federal Benefits Received

Responses Won't Reduce Federal Student Aid Eligibility

Answering these questions won't reduce your eligibility for federal student aid or these programs.

At any time during 2024 or 2025, did the student or anyone in their family receive benefits from any of the following federal programs?

Family includes the student's spouse, children, and other dependents. Select all that apply or "None of these apply."

☐ Earned Income Credit (EIC)

☐ Federal Housing Assistance

☐ Free or Reduced Price School Lunch

☐ Medicaid

☐ Refundable Credit for Coverage Under a Qualified Health Plan (QHP) or Health Insurance Subsidy

☐ Supplemental Nutrition Assistance Program (SNAP)

☐ Supplemental Security Income (SSI)

☐ Temporary Assistance for Needy Families (TANF)

☐ Special Supplemental Nutrition Program for Women, Infants, and Children (WIC)

☐ None of these apply.

Family Size

Family Size

Is the student's family size different from the number of individuals claimed on their 2024 tax return?

Family size includes the student, their spouse, and other people, if they now live with the student and the student will provide more than half of their support between July 1, 2026, and June 30, 2027. This includes dependent children who meet these criteria, even if they live apart because of college enrollment. Examples of family size changing include the birth of a child and a child independently supporting themselves such that they are no longer a dependent.

☐ Yes

☐ No

Previous

Continue

Number in College

Number in College

How many people in the student's family, including the student, will be in college between July 1, 2026, and June 30, 2027?

Previous

Continue

Student Tax Return Information

- Questions about the 2024 federal tax return
- Rollovers or any grant, scholarship, or AmeriCorps benefit reported as income to IRS
- Any foreign earned income exclusion
- All other tax return data will be pulled in automatically

Student 2024 Tax Return Information

Refer to the student's 2024 tax return to answer the following questions.
If the answer is zero or the question does not apply, enter 0.

IRA Rollover Into Another IRA or Qualified Plan

\$.00

Pension Rollover Into an IRA or Other Qualified Plan

\$.00

Amount of College Grants, Scholarships, or AmeriCorps Benefits Reported as Income to the IRS

Students typically answer this question with a zero because most scholarships and grants, including Federal Pell Grants, are not considered taxable income. If the student is married, include the amount their spouse reported. If the response is other than zero, the amount is typically not the same as the amount reported on IRS Form 1098-T (Box 5) or the adjusted gross income reported on the tax return.

\$.00

Foreign Earned Income Exclusion

IRS Form 1040 Schedule 1: Line 8d

\$.00

Previous

Continue

Student Assets

- Current balance of cash, savings, and checking accounts
- Net value of any investments

FAFSA[®] FORM 2026-27 Student Alex Tran Save FAFSA Menu

Personal Circumstances Demographics **3 Financials** 4 Colleges 5 Contributor Invite 6 Signature

Student Assets

Current Total of Cash, Savings, and Checking Accounts
Don't include student aid, retirement accounts, or investments.

\$ 800 .00 ⓘ

Current Net Worth of Investments, Including Real Estate
Don't include the home the student lives in. Net worth is the value of the investments minus any debts owed against them.

\$ 0 .00 ⓘ

Current Net Worth of Businesses and Farms
Enter the net worth of the student's businesses and income-producing farms. Net worth is the value of the businesses and farms minus any debts owed against them. Don't include a family business with 100 or fewer full-time employees, farms where the family resides, or a commercial fishing business and related expenses.

\$ 0 .00 ⓘ

Previous Continue

College Search

- Select up to 20 schools
- Search by entering a state, city, and/or school name

The screenshot shows the FAFSA 2026-27 interface for Student Alex Tran, currently on the 'Colleges' step (4 of 6). The progress bar indicates steps: Personal Circumstances, Demographics, Financials, Colleges, Contributor Invite, and Signature. The main heading is 'Where should we send the FAFSA® information?' with instructions to 'Add at least one college or career school now.' and a note that up to 20 schools can be added. A search bar is present with 'California (CA)' entered. Below the search bar is a 'Search' button. To the right, a list of schools is displayed, each with its name, location, and Federal School Code. The first school, 'American Career College Los Angeles, California (CA)' with code 015829, has a '+ Select' button. The other four schools have a 'Selected' button.

School Name	Location	Federal School Code	Status
American Career College	Los Angeles, California (CA)	015829	+ Select
American Career College	Ontario, California (CA)	039713	Selected
American College of Healthcare and Techn	Riverside, California (CA)	031444	Selected
American Conservatory Theater Foundation	San Francisco, California (CA)	014545	Selected
American Film Institute	Los Angeles, California (CA)	G22220	Selected

Selected Colleges

Student can re-order schools if school's state requires it be higher on the list

FAFSA® FORM 2026-27 Student: Alex Tran Save FAFSA Menu

Personal Circumstances Demographics Financials **Colleges** Contributor Invite Signature

Selected Colleges and Career Schools

These are the colleges and career schools that you've selected to receive the FAFSA® form.
Review this list of schools and confirm your selection(s).

School List Guidelines for Texas Residents
To be eligible for state grant aid in Texas, you must list an eligible in-state college. The order of schools in your college list will not impact your eligibility for state aid programs.

4 out of 20 schools selected

Showing 1 to 4 of 4

American Career College Ontario, California (CA)	Federal School Code 039713	Remove View Information
American College of Healthcare and Techn Riverside, California (CA)	Federal School Code 031444	Remove View Information
American Conservatory Theater Foundation San Francisco, California (CA)	Federal School Code 014545	Remove View Information
American Film Institute Los Angeles, California (CA)	Federal School Code G22220	Remove View Information

Search and Select More Schools

Previous Continue

What Parents Are on the FAFSA?

- Biological or adoptive parent(s)
- Include both parents if parents are married or are not married but live together
- Married parents include same-sex couples
- If separated but living together, select “Married”
- In the case of divorce/separation, use the parent that provided more financial support in the last 12 months, and the step-parent if that parent is remarried
 - If financial support was equal, select the parent with the higher income and assets
 - If no financial support was given to the student in the past 12 months, select the parent who provided the most support in the year when the student last received support from a parent

Student Invites Parents to the FAFSA

Federal Student Aid
An Office of the U.S. Department of Education

- Student enters email address of parent (called the contributor) to send them an invite to the FAFSA
- Parent email address does not have to match parent's FSA ID email address
- Student can click *Who counts as a parent on the FAFSA form?* to access the *Parent Wizard*, which provides assistance determining who to invite to the FAFSA

The screenshot shows the FAFSA 2026-27 form for Student Alex Tran. The progress bar at the top indicates the following steps: Personal Circumstances (checked), Demographics (checked), Financials (checked), Colleges (checked), Contributor Invite (active), and Signature (next). The main heading is 'Invite Your Parent to This FAFSA® Form'. Below this, a green box contains the text: 'To determine your federal student aid eligibility, we need more information on your household financial situation. You'll need to invite a contributor to provide this information.' Below the green box, it says: 'As a dependent student, you need to invite a legal parent as a contributor. You only need to invite one parent.' A link 'Who counts as a parent on the FAFSA form?' is provided. A modal window titled 'Parent' is open, showing the 'Invite a Parent Contributor' section. It has an 'Email' label and a text input field containing '599887939test@testcod.edu'. A 'Send Invite' button is at the bottom of the modal.

Student Invites Parents to the FAFSA

- Students see confirmation that parent will receive an invitation to their FAFSA
- Parent can access the FAFSA by accepting the email invitation
- On this page, student can also copy the invitation link and code to share directly with the parent

The screenshot shows the FAFSA 2026-27 interface for Student Alex Tran. The progress bar at the top indicates the following steps: Personal, Demographics, Financials, Colleges, Contributor Invite (current step, marked with a blue circle and number 5), and Signature (marked with a grey circle and number 6). The page title is 'Parent Contributor'. Below the title, a green bar contains the text: 'Once your parent accepts the invitation, they can complete the parent section of this FAFSA form.' Below this, a note states: 'They may be asked to invite their spouse as a contributor too. You can check the status of contributor invitations from the "My Activity" page.' A modal window is displayed in the center, titled 'Parent' with a green person icon. It shows the email address '599887939test@testcod.edu' and a button labeled 'Invite Sent' with a checkmark. Below this, a link 'Other Ways to Send the Invite ^' is visible. A light blue box contains the text 'Copy and Send the Invite Link ①' followed by the URL 'www.fafsa.gov/invite/7NDNUKA' and a 'Copy Link' button. Below this box, it says 'You can also have them go to www.fafsa.gov/invite and enter code: 7NDNUKA'. At the bottom of the modal is a 'Cancel Invite' button.

Student Review Page

- Can expand all or expand each section
- To edit a response, select the question's hyperlink to be taken to the corresponding page
- Data transferred from the IRS will not display on this page

FAFSA FORM 2025-27 Student Alex Tran Save FAFSA Menu

Continue To Sign Your Form

Here's a summary of the information you provided on the FAFSA® form. Continue once you're ready to submit.

Scroll To Continue
After reviewing your answers, scroll to the bottom of the page and select "Continue." Then, sign your section of the FAFSA form.

Student Sections Expand All

- Introduction Personal Identifiers
- Section 1 Personal Circumstances
- Section 2 Demographics
- Section 3 Financials
- Section 4 Colleges

Contributor Section

This Section is Shared with 1 Contributor(s) Manage Contributor Information

Contributor(s)	Role	Invite Code	Status
599887939test@testcod.edu	Parent	7NDNUKA	Invite Sent

Previous Continue

Student Signature

- Student agrees to terms and conditions and can submit the student section
- The FAFSA is not considered complete nor processed until all sections are sent

The screenshot shows the FAFSA 2026-27 interface for Student Alex Tran. At the top, a progress bar indicates the following sections: Personal Circumstances, Demographics, Financials, Colleges, Contributor Invite, and Signature (the current section, marked with a '6'). The main heading is 'Sign and Complete Your Section'. Below this is a green-bordered box titled 'Summary' containing the following text: 'This page confirms that you understand the terms and conditions of the FAFSA® form and filled out the form accurately to the best of your ability.' and 'The FAFSA form is a legal document you will electronically sign with your StudentAid.gov account username and password (FSA ID). Because your FSA ID is associated with your personal information, do not share it with anyone.' Below the summary box, a paragraph states: 'By signing this application electronically using your FSA ID, YOU, THE STUDENT, certify that you'. This is followed by a bulleted list of five certification items: 1. will use federal and/or state student aid only to pay the cost of attending an institution of higher education, 2. are not in default on a federal student loan or have made satisfactory arrangements to repay it, 3. do not owe money back on a federal student grant or have made satisfactory arrangements to repay it, 4. will notify your school if you default on a federal student loan, and 5. will not receive a Federal Pell Grant from more than one school for the same period of time. At the bottom, another paragraph states: 'By signing this application electronically using your StudentAid.gov account username and password, you certify that all of the information you provided is true and complete to the best of your knowledge and you agree, if asked, to provide'.

Student Section Complete

- Reminds student all contributors must complete and sign their sections
- Lists next steps and how to track FAFSA status
- Shows status of contributors' sections

The screenshot shows the FAFSA 2026-27 Student Section Pending Submission page. At the top, it says "FAFSA FORM 2026-27" and "Student Alex Tran". There are "Save" and "FAFSA Menu" buttons. A progress bar shows "1 Student Section" completed and "2 Parent Section" pending. The main heading is "Pending Submission" with a subheading "Check With Your Contributor". Below this is a section for "Parent Contributors" with a box titled "Requirements for Dependent Students" stating that the form can't be submitted until contributors fill out their sections. A table lists a contributor: 599887939test@testcod.edu, Parent, Invite Code 7NDNUKA, and Status Invite Sent. There is a "Manage Invitations" button. At the bottom, a dark blue box says "Track and Manage Your FAFSA Form and Contributors" and "Your application has been added to the 'My Activity' page in your StudentAid.gov account. Visit this page to keep track of your FAFSA status; review, edit, or delete information on your form; and monitor the status of your contributor(s)." with a "View Status" button.

Contributor(s)	Role	Invite Code	Status
599887939test@testcod.edu	Parent	7NDNUKA	Invite Sent

The screenshot shows the "Here's What You Can Do Next" section. It has two items: "Check Your Email" with the email address 599887939test@testcod.edu, and "Your FAFSA Form Still Needs Contributor Information" stating that the contributor(s) will receive an email invitation. Below this is a section titled "Things You Should Know" with two boxes. The first box is "View Your FAFSA Submission Summary" with text about viewing the summary after submission and a "Get Help" link. The second box is "Questions About The FAFSA Process?" with text about visiting the "FAFSA Help" page and a "Get Help" link.

Here's What You Can Do Next

- Check Your Email**
You'll receive an email version of this page at the following email address:
599887939test@testcod.edu.
- Your FAFSA Form Still Needs Contributor Information**
The contributor(s) you selected will receive an email invitation to join your form.

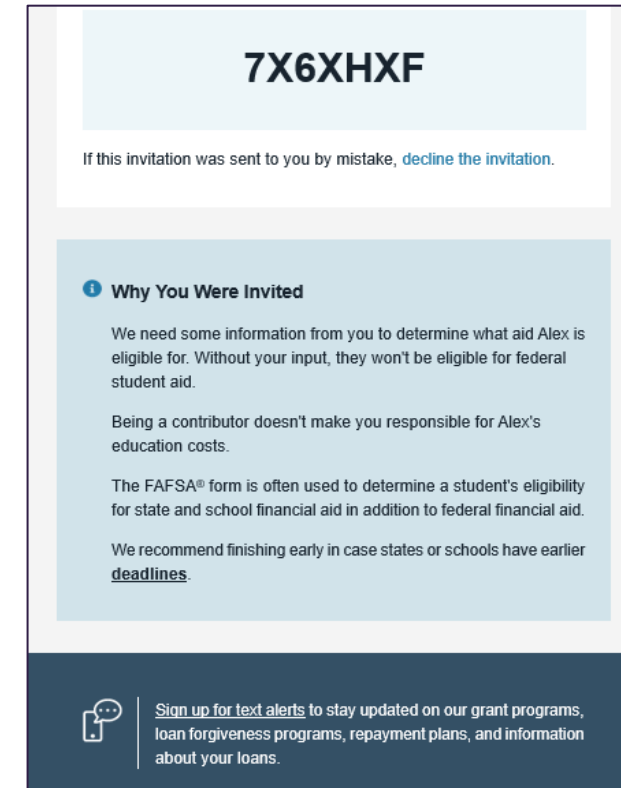
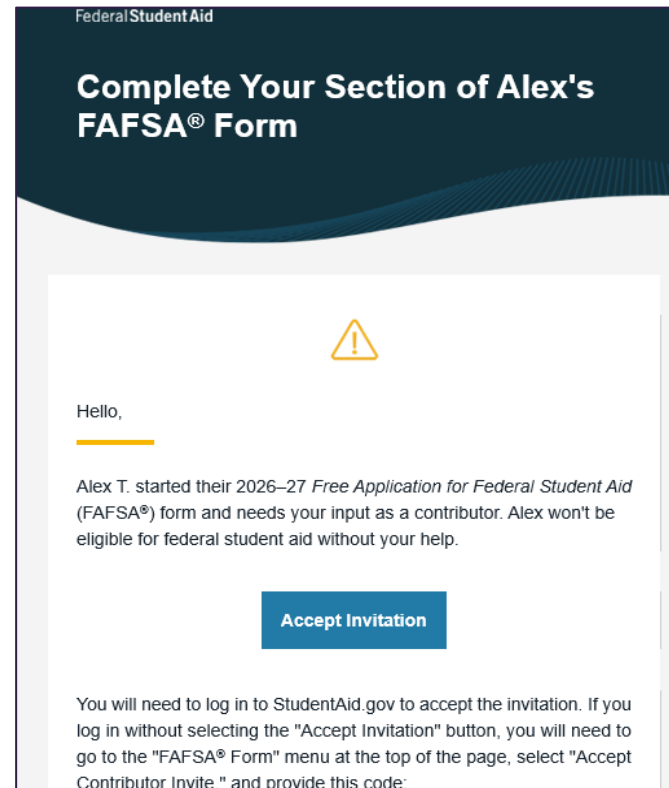
Things You Should Know

View Your FAFSA Submission Summary
Once your application is complete and submitted, you can view your FAFSA Submission Summary, a summary of the information you provided on your FAFSA form. You'll be able to access the FAFSA Submission Summary one to three days after you submit your application by logging back in with your account username and password (FSA ID).

Questions About The FAFSA Process?
Visit the "FAFSA Help" page for more information.
[Get Help](#)

Parent Email Invitation

- Parent will get email invitation to do FAFSA
- Parent clicks *Accept Invitation*
- Text stresses completing the FAFSA does not make the parent financially responsible
- Parent *can* start the FAFSA before the student; will review that process at the end



Parent Login Page

- Parent is taken from email to login page on studentaid.gov
- Parent enters FSA ID
- If parent does not yet have an FSA ID, parent should click *Create an Account*

The screenshot shows the Federal Student Aid login page. At the top, there is a navigation bar with the Federal Student Aid logo, links for FAFSA Form, Grants and Loans, Loan Repayment, and Loan Forgiveness, a search icon, and links for Log In and Create Account. The main content area features a 'Log In' section with a text input field for 'Email, Phone, or Username'. The field contains the text '599887939test@testcod.edu'. Below the field is a link for 'Forgot email, phone, or username?'. A blue 'Continue' button is positioned below the field. At the bottom of the page, there is a link for 'Create an Account'.

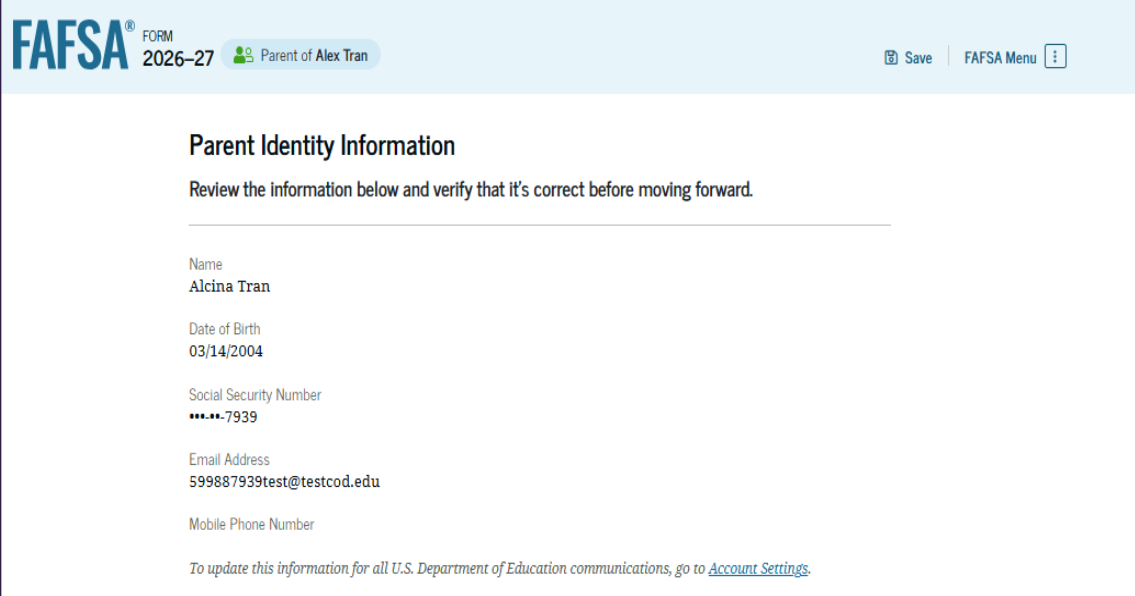
The screenshot shows the Federal Student Aid login page at the password entry stage. The 'Log In' section now displays a back arrow and the email '599887939test@testcod.edu'. Below this is a 'Password' section with a text input field containing masked characters (dots). To the right of the field is a 'Show Password' button. Below the field is a link for 'Forgot password?'. A blue 'Log In' button is positioned below the field. At the bottom of the page, there is a link for 'Create an Account'.

Parent Accepts Invitation

- After logging in, parent is brought to page to accept invitation
- Invitation code from parent's email will fill the text box if parent used link from email
- Parent will see the same onboarding slides the student viewed

Parent Identity Information

- Parent info from the FSA ID for review
- Any changes to info must be made under *Account Settings* on StudentAid.gov



The screenshot shows the FAFSA 2026-27 form for the Parent of Alex Tran. The header includes the FAFSA logo, the form year (2026-27), and the user's name (Parent of Alex Tran). There are links for 'Save' and 'FAFSA Menu'. The main section is titled 'Parent Identity Information' and includes a instruction to 'Review the information below and verify that it's correct before moving forward.' The form fields are as follows:

Field	Value
Name	Alcina Tran
Date of Birth	03/14/2004
Social Security Number	***-**-7939
Email Address	599887939test@testcod.edu
Mobile Phone Number	

At the bottom, there is a link to 'Account Settings' for updating information.

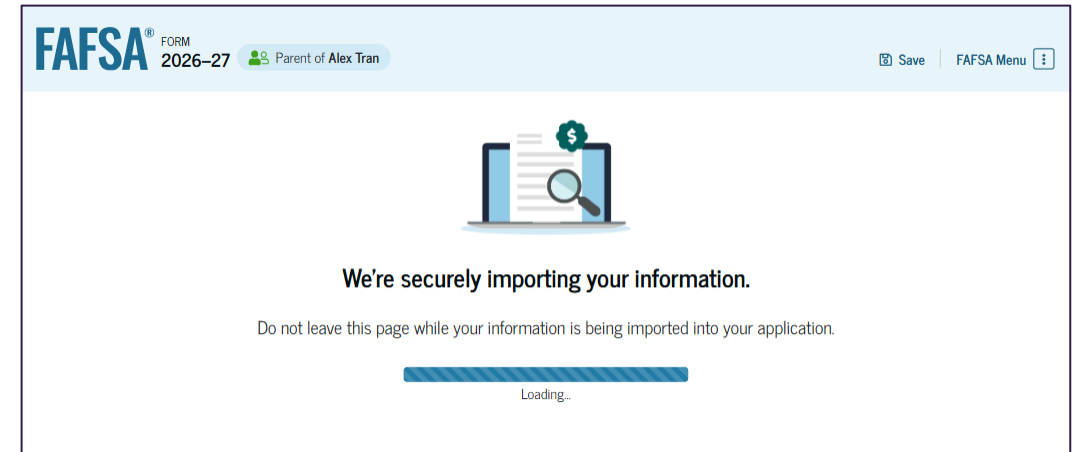
Parent Provides Consent

- By providing consent, the parent allows the FAFSA to pull federal tax data directly into the FAFSA from the IRS
- Every contributor **MUST** provide consent in order for the student to receive need-based federal aid
- Select *Approve* to provide consent

The screenshot shows the FAFSA 2026-27 interface for a parent of Alex Tran. The page title is 'Provide Consent and Approval or the Student Won't Be Eligible for Federal Student Aid'. A green box contains a 'Summary' section explaining that consent is needed to retrieve federal tax information from the IRS. It states that without consent, the student will not be eligible for federal student aid, including grants and loans. Three key points are listed: getting 2024 tax return information for the 2026-27 FAFSA form, that federal tax information is used to determine eligibility, and that tax return information is required to complete the FAFSA form. Below the summary, the parent is asked to consent to the disclosure of information about them and to approve of the receipt and use of their federal tax information, and the redisclosure of that information by the U.S. Department of Education. The parent is also asked to consent to and affirmatively approve of, as applicable, the following: 1. ED may disclose my Social Security number/Individual Taxpayer Identification Number, last name, date of birth, unique identifier, the tax year for which federal tax information is required, and the date and timestamp of my approval for the use of my federal tax information in determining eligibility by ED for which approval is provided to the U.S. Department of the Treasury, Internal Revenue Service (IRS). I understand that in response to such a request from ED, the IRS shall then disclose my federal tax information to "authorized persons" (i.e., specifically designated officers and employees of ED and its contractors [as defined in 26 U.S.C. § 6103(l)(13)(E)] for the purpose of determining eligibility for and the amount of federal student aid under a program authorized under subpart 1 of part A, part C, or part D of Title IV of the Higher Education Act of 1965, as amended, for myself or an applicant for federal student

IRS Importing Tax Data

A screen will show when IRS information is being imported to the FAFSA



Parent Marital Status

FAFSA[®] FORM 2026–27 Parent of Alex Tran Save FAFSA Menu

1 Demographics 2 Financials 3 Signature

Parent Current Marital Status ⓘ

☐ Single (never married)

☐ Unmarried and both legal parents living together

☒ Married (not separated)

☐ Remarried

☐ Separated

☐ Divorced

☐ Widowed

Previous Continue

Parent Federal Benefits Received

FAFSA[®] FORM 2026-27 Parent of Alex Tran Save FAFSA Menu

1 Demographics 2 Financials 3 Signature

Federal Benefits Received

Responses Won't Reduce Federal Student Aid Eligibility
Answering these questions won't reduce the student's eligibility for federal student aid or these programs.

At any time during 2024 or 2025, did the parent or anyone in their family receive benefits from any of the following federal programs? ⓘ
Family includes the parent's spouse, children, and other dependents. Select all that apply or "None of these apply."

- ☐ Earned Income Credit (EIC) ⓘ
- ☐ Federal Housing Assistance ⓘ
- ☐ Free or Reduced Price School Lunch ⓘ
- ☐ Medicaid ⓘ
- ☐ Refundable Credit for Coverage Under a Qualified Health Plan (QHP) or Health Insurance Subsidy ⓘ
- ☐ Supplemental Nutrition Assistance Program (SNAP) ⓘ
- ☐ Supplemental Security Income (SSI) ⓘ
- ☐ Temporary Assistance for Needy Families (TANF) ⓘ
- ☐ Special Supplemental Nutrition Program for Women, Infants, and Children (WIC) ⓘ
- ☒ None of these apply.

Previous Continue

Family Size

- FAFSA will automatically assume family size based on number of individuals claimed on tax return
- Parents will likely NOT see this number (though they do in this example)
- Parents can manually report a number if desired
- Include any dependents who live with the parent and will receive more than half of their financial support from parents 7/1/26-6/30/27

The screenshot shows the FAFSA 2026-27 interface for a parent of Alex Tran. The 'Financials' step is active. The 'Family Size' section displays an automatic calculation of 5, based on 1 parent, 1 spouse/partner, 1 student, and 2 dependents. A manual input field shows the number 2, with a help icon. Navigation buttons for 'Previous' and 'Continue' are at the bottom.

FAFSA[®] FORM 2026-27 Parent of Alex Tran Save FAFSA Menu

Demographics Financials Signature

Family Size

Based on answers to previous questions, we've made some assumptions about the parent's family. The student and the student's parent (and parent's spouse, if married) are always included in the family size. The box below shows the parent's family size based on our assumptions and the number of children or other dependents you report.

The parent's family size is 5.

Parent: 1 Parent Spouse or Partner: 1 Student: 1 Parent's Children and Other Dependents: 2

Enter the number of children or other dependents who live with the parent and will receive more than half of their support from the parent between July 1, 2026, and June 30, 2027.

Include dependent children who meet these criteria, even if they live apart because of college enrollment.

Do not include the student applicant.

2 ⓘ

Previous Continue

Number in College

- Report how many people will be in college between July 1, 2026, and June 30, 2027
- Do not include parents
- Will not be used in calculation of federal aid
- Colleges can choose to use this information to award institutional (college) funds

The screenshot shows the FAFSA 2026-27 interface for a parent of Alex Tran. The progress bar indicates three steps: 1. Demographics (completed), 2. Financials (current step), and 3. Signature. The question is titled 'Number in College' and asks: 'Out of the 5 people in the parent's family, how many will be in college between July 1, 2026, and June 30, 2027?'. A note specifies: 'Never include the student's parent(s). Always include the student applicant. Also include the parent's other children or dependents if they will also be in college during this time.' The input field contains the number '1'. At the bottom are 'Previous' and 'Continue' buttons.

FAFSA[®] FORM 2026-27 Parent of Alex Tran Save FAFSA Menu

1 2 3
Demographics Financials Signature

Number in College

Out of the 5 people in the parent's family, how many will be in college between July 1, 2026, and June 30, 2027?

Never include the student's parent(s). Always include the student applicant. Also include the parent's other children or dependents if they will also be in college during this time.

1 ⓘ

Previous Continue

Parent Tax Return Information

- Questions about the 2024 federal tax return
- Rollovers or any grant, scholarship, or AmeriCorps benefit reported as income to IRS
- Any foreign earned income exclusion
- All other tax return data will be pulled in automatically

Parent 2024 Tax Return Information

Refer to the parent's 2024 tax return to answer the following questions.
If the answer is zero or the question does not apply, enter 0.

IRA Rollover Into Another IRA or Qualified Plan

\$

.00

Pension Rollover Into an IRA or Other Qualified Plan

\$

.00

Amount of College Grants, Scholarships, or AmeriCorps Benefits Reported as Income to the IRS

People typically answer this question with a zero because most scholarships and grants, including Federal Pell Grants, are not considered taxable income. If the parent is married, include the amount their spouse reported. If the response is other than zero, the amount is typically not the same as the amount reported on IRS Form 1098-T (Box 5) or the adjusted gross income reported on the tax return.

\$

.00

Foreign Earned Income Exclusion

IRS Form 1040 Schedule 1: Line 8d

\$

.00

Previous

Continue

Parent Assets

- Annual child support received
- Current balance of cash, savings, and checking accounts
- Net value of investments
 - Real estate
 - Mutual funds, stocks, bonds
 - 529 college savings accounts (only for the student)
 - Exclude: primary home, life insurance, retirement accounts
- Net value of all businesses and farms except:
 - Small, family-owned businesses with 100 or less employees
 - Farms where the family resides
 - Family-owned commercial fishing businesses
- If parent income <\$60,000, no asset questions will be asked

The screenshot shows the FAFSA 2026-27 form for the parent of Alex Tran. The form is divided into three sections: Demographics, Financials, and Signature. The 'Financials' section is currently active. It includes the following questions and input fields:

- Annual Child Support Received**
Enter the total amount of child support the parent received for the last complete calendar year.
Input: \$ 0 .00
- Parent Assets**
 - Current Total of Cash, Savings, and Checking Accounts**
Don't include student aid, retirement accounts, or investments.
Input: \$ 0 .00
 - Current Net Worth of Investments, Including Real Estate**
Don't include the home the parent lives in. Net worth is the value of the investments minus any debts owed against them.
Input: \$ 0 .00
 - Current Net Worth of Businesses and Farms**
Enter the net worth of the parent's businesses and income-producing farms. Net worth is the value of the businesses and farms minus any debts owed against them. Don't include a family business with 100 or fewer full-time employees, farms where the family resides, or a commercial fishing business and related expenses.
Input: \$ 0 .00

At the bottom of the form, there are 'Previous' and 'Continue' buttons.

Other Parent Information

Parent provides information about other parent (if married or living together) or current spouse

The screenshot shows the FAFSA 2026-27 interface for a parent of Alex Tran. The progress bar indicates three steps: Demographics (completed), Financials (current), and Signature (pending). The 'Parent Spouse Information' section is active, displaying a message: 'Based on your responses, we need to know your spouse's date of birth. We need to know their age to determine the student's eligibility for federal student aid.' Below this, there are three input fields for the date of birth: Month (05), Day (04), and Year (1982). At the bottom, there are 'Previous' and 'Continue' buttons.

Parent Review Page

- Can expand all or expand each section
- To edit a response, select the question's hyperlink to be taken to the corresponding page
- Data transferred from the IRS will not display on this page

The screenshot shows the FAFSA Parent Review Page for the 2026-27 form year. The header includes the FAFSA logo, the form year, and the user's name, "Parent of Alex Tran". There are links for "Save" and "FAFSA Menu".

The main content area is titled "Continue To Sign Your Form". It includes a summary of the information provided and a note to continue once ready to submit. There is an illustration of a person riding a bicycle.

Below this, there is a section titled "Scroll To Continue" with a checkmark icon. It instructs the user to scroll to the bottom of the page and select "Continue." Then, sign your section of the FAFSA form.

The "Parent Sections" section is displayed, with an "Expand All" link. It lists three sections, each with a checkmark icon and a dropdown arrow:

- Introduction Personal Identifiers
- Section 1 Demographics
- Section 2 Financials

At the bottom, there are "Previous" and "Continue" buttons.

Parent Signature

- Parent agrees to terms and conditions and can submit the parent section
- The FAFSA is not considered complete nor processed until all sections are sent

The screenshot shows the FAFSA 2026-27 Parent Signature page for Alex Tran. The page has a light blue header with the FAFSA logo, form number 2026-27, and the user's name. A progress bar at the top indicates three steps: Demographics (checked), Financials (checked), and Signature (active). The main content area is titled "Sign and Submit the FAFSA® Form" and includes a "Summary" box. The summary states that the page confirms understanding of the terms and conditions and that the FAFSA form is a legal document signed electronically with a StudentAid.gov account. Below the summary, there is a section for signing and submitting the application, which includes a checkbox for the parent to agree to the terms outlined above.

FAFSA® FORM 2026-27 Parent of Alex Tran Save FAFSA Menu

Demographics Financials Signature

Sign and Submit the FAFSA® Form

Summary

This page confirms that you understand the terms and conditions of the FAFSA® form and filled out the form accurately to the best of your ability.

The FAFSA form is a legal document you will electronically sign with your StudentAid.gov account username and password (FSA ID). Because your FSA ID is associated with your personal information, do not share it with anyone.

By signing the student's application electronically using your StudentAid.gov account username and password, YOU, THE PARENT, certify that all of the information you provided is true and complete to the best of your knowledge and you agree, if asked, to provide

- information that will verify the accuracy of your completed form, and
- U.S. or foreign income tax forms that you filed or are required to file.

You also certify that you understand that the secretary of education has the authority to verify information reported on your application.

If you sign this application or any document related to the federal student aid programs electronically using a username and password and/or any other credential, you certify that you are the person identified by the username and password, and/or any other credential and have not disclosed that username and password, and/or any other credential to anyone else. If you purposefully give false or misleading information, including applying as an independent student without meeting the unusual circumstances required to qualify for such a status, you may be subject to criminal penalties under 20 U.S.C. 1097, which may include a fine up to \$20,000, imprisonment, or both.

Additionally, by signing this application electronically using your FSA ID, you authorize the U.S. Department of Education to disclose all information you provided on this application, as required under Section 483(a)(2)(D)(i) of the Higher Education Act of 1965, as amended, to the institutions identified herein, state higher education agencies (in the student's state of residence and the states in which the institutions identified herein are located), and designated scholarship organizations to assist with the application, award, and administration of federal, state, or institutional financial aid programs and designated scholarship programs. Notwithstanding this authorization, the name of an institution the student selected to authorize such disclosure shall not be shared with any other institution.

Sign for yourself and submit the application for Alex Tran (Student).

☐ I, Alcina Tran, agree to the terms outlined above.

FAFSA Confirmation

- If parent completed the last required section, the FAFSA will be submitted for processing
- Page provides info on tracking the FAFSA and next steps
- Student will receive an email with detailed confirmation info

The screenshot shows the FAFSA 2026-27 confirmation page for Alex Tran, accessed by a parent. The page features a celebratory banner with hot air balloons and the text "Congratulations, the FAFSA® Form Is Complete!". Below this, it shows the student's name "Alex Tran" and the completion date "07/17/2025". The main section, "What Happens Next", lists three key steps: 1. "Email Sent" (confirming an email version was sent), 2. "The Student Can Track the Status of Their Form" (indicating the form will be processed in 1-3 days), and 3. "The Student Will Receive School Communications" (explaining how the Student Aid Index (SAI) is used for aid eligibility and how schools will contact the student). At the bottom, there is a section titled "Track and Manage the Student's FAFSA® Form" with a "View Status" button and text explaining that the parent can check the application status in their account dashboard.

FAFSA® FORM 2026-27 Parent of Alex Tran Exit FAFSA Menu

Congratulations,
the FAFSA® Form Is Complete!

Alex Tran

Completion Date
07/17/2025

What Happens Next

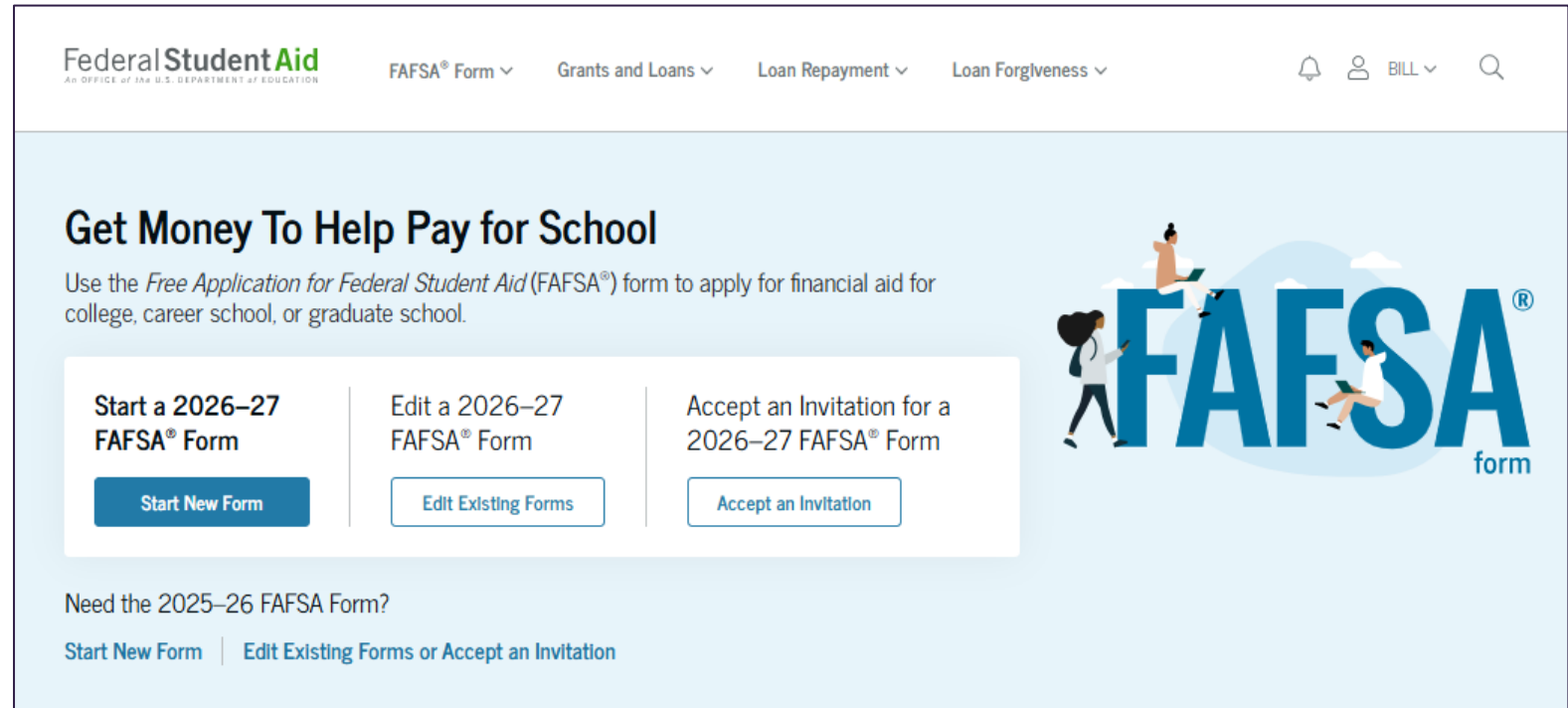
- Email Sent**
Confirm that the student received an email version of this page.
- The Student Can Track the Status of Their Form**
In one to three days, the student's FAFSA form will be processed and made available to their schools.
- The Student Will Receive School Communications**
We use the information collected on the student's FAFSA form to calculate their Student Aid Index (SAI). The SAI lets schools determine how much aid the student is eligible to receive. Schools will reach out to the student if they need more information. They will also contact the student with financial aid offers. Once received, the student can contact their financial aid offices directly to ask questions about their student aid packages.

Track and Manage the Student's FAFSA® Form
You can check the status of the student's application in the "My Activity" section of your account Dashboard. We will let you know if we need anything more from you.

[View Status](#)

Parent Starting the FAFSA First

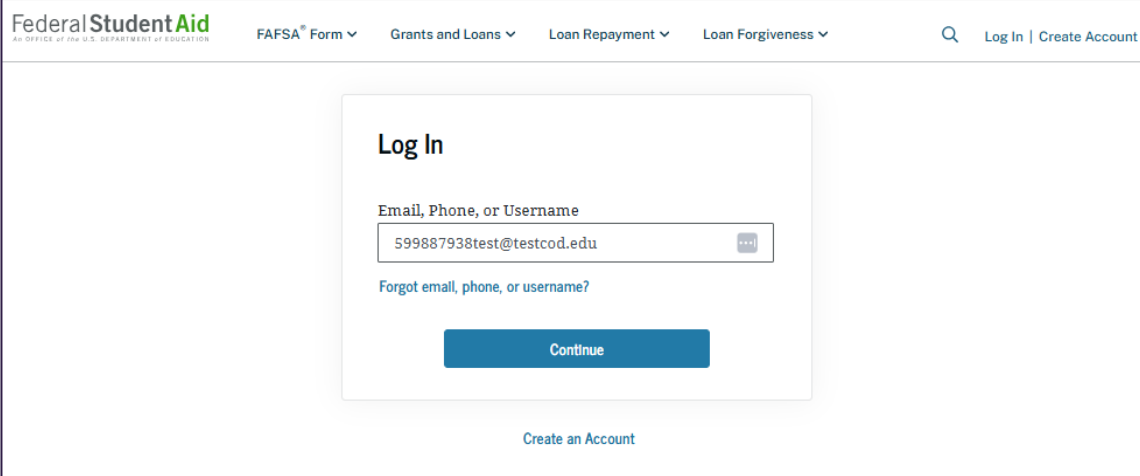
If the parent wants to start the FAFSA before the student, click *Start New Form* on the FAFSA homepage, fafsa.gov



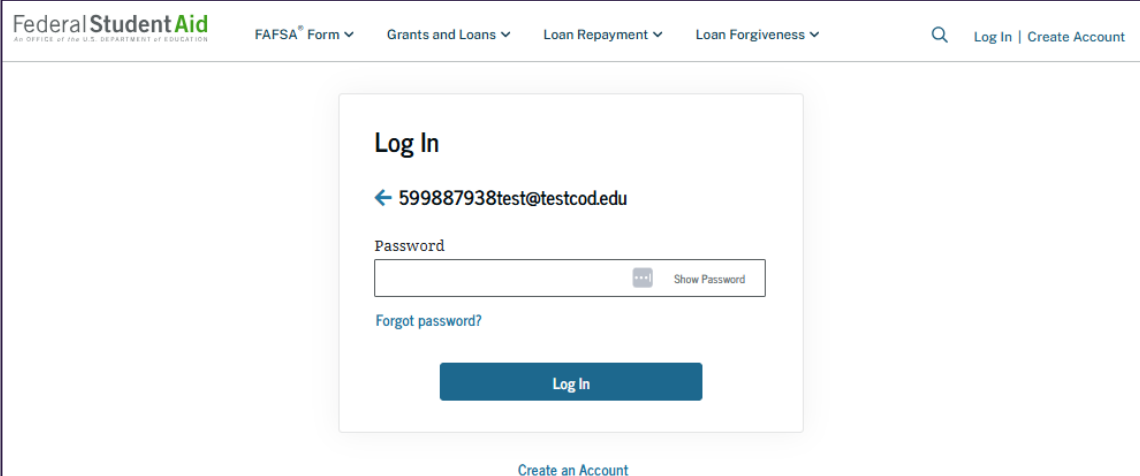
Parent Login

Parent should log in with FSA ID or click *Create an Account* to get an FSA ID

FederalStudentAid
An OFFICE of the U.S. DEPARTMENT of EDUCATION



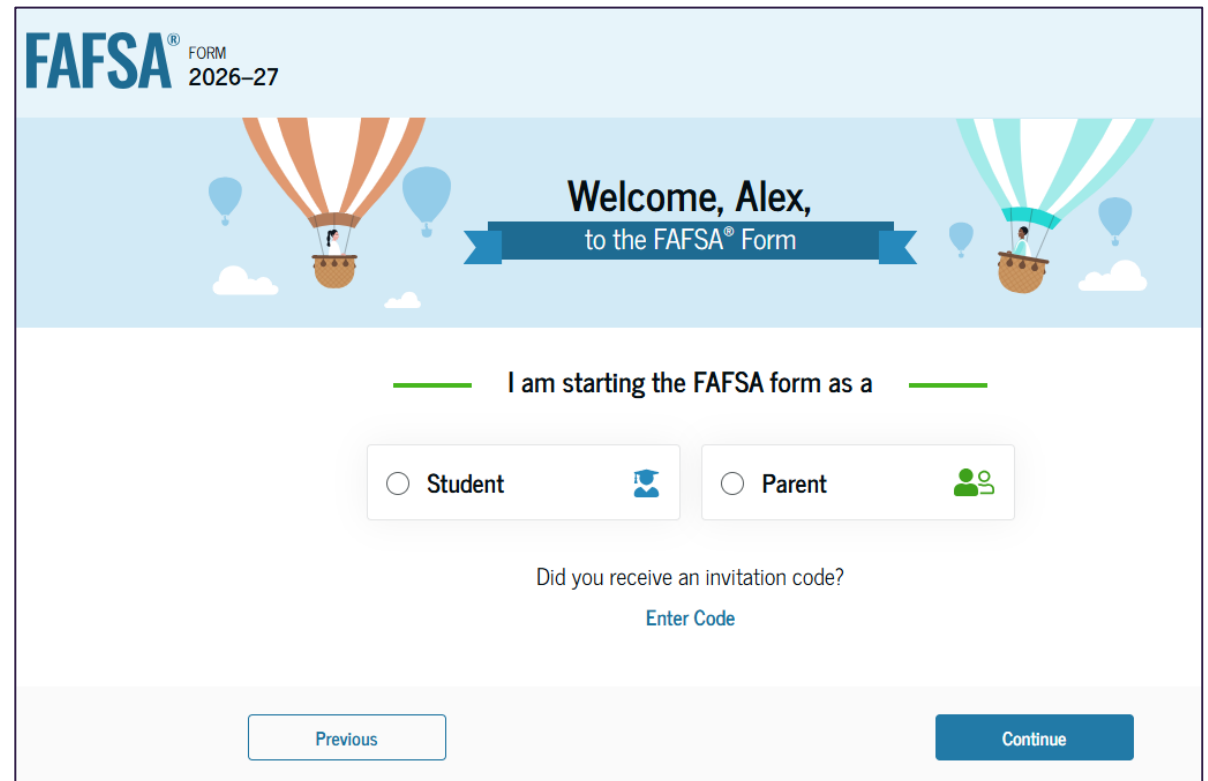
The screenshot shows the Federal Student Aid login page. At the top, there is a navigation bar with the Federal Student Aid logo, links for FAFSA Form, Grants and Loans, Loan Repayment, and Loan Forgiveness, and a search icon. The main content area features a 'Log In' section with a text input field labeled 'Email, Phone, or Username' containing the text '599887938test@testcod.edu'. Below the input field is a link for 'Forgot email, phone, or username?'. A blue 'Continue' button is positioned below the input field. At the bottom of the login section is a link for 'Create an Account'.



The screenshot shows the Federal Student Aid login page. At the top, there is a navigation bar with the Federal Student Aid logo, links for FAFSA Form, Grants and Loans, Loan Repayment, and Loan Forgiveness, and a search icon. The main content area features a 'Log In' section. The 'Email, Phone, or Username' field is now populated with '599887938test@testcod.edu' and has a back arrow icon to its left. Below this field is a 'Password' field with a 'Show Password' link to its right. A link for 'Forgot password?' is located below the password field. A blue 'Log In' button is positioned below the password field. At the bottom of the login section is a link for 'Create an Account'.

Parent Role

Parents select “I am starting the FAFSA form as a Parent”



The screenshot shows the FAFSA 2026-27 welcome screen. At the top left, it says "FAFSA® FORM 2026-27". In the center, there's a banner that says "Welcome, Alex, to the FAFSA® Form". Below this, there's a section titled "I am starting the FAFSA form as a" with two options: "Student" (with a graduation cap icon) and "Parent" (with a family icon). The "Parent" option is selected. Below the options, it asks "Did you receive an invitation code?" with a link "Enter Code". At the bottom, there are two buttons: "Previous" and "Continue".

Student Information

- Parent provides student demographic information (name, date of birth, SSN, address, and email address) (the email address does not have to match the one used for the student's FSA ID)
- Parent is asked questions to determine the student's dependency status
- Parent answers their own FAFSA questions
- Student will receive an email with notification that a FAFSA has been started on the student's behalf and an invitation to the FAFSA
- Student can then log in, provide consent for IRS data transfer, and sign the FAFSA

FAFSA Submission Summary (FSS)

The screenshot shows the FAFSA Submission Summary (FSS) page for Michelle Allen, 2026-27. The page includes a 'Back' link, a 'Print FAFSA Submission Summary' button, and the FAFSA logo. The main content area displays the student's name, application received date (June 20, 2025), application processed date (June 20, 2025), and data release number (8720). It also indicates that the user is viewing Submission 1. At the bottom, there are four tabs: Eligibility Overview, FAFSA Form Answers, School Information, and Next Steps, with the first tab being selected.

Student	Application Received	Application Processed	Data Release Number	Viewing
Michelle Allen	June 20, 2025	June 20, 2025	8720	Submission 1

Eligibility Overview | FAFSA Form Answers | School Information | Next Steps

- Summary of FAFSA information
- Lists when FAFSA was received and processed
- Links to aid summary
- 4 tabs
 - Eligibility Overview
 - FAFSA Form Answers
 - School Information
 - Next Steps
- FSS should arrive 1-3 days after FAFSA submission

Eligibility Overview

- Lists federal aid student may receive, including Pell Grant and Direct Loans (these are only estimates)
- List the Student Aid Index (SAI)

Your Student Aid Index (SAI)

Your SAI is an index number calculated using information provided on your FAFSA form. Your school uses your SAI to determine your federal student aid eligibility and to build your financial aid offer. Your SAI may change if you update or correct your FAFSA information or after verification (if your FAFSA form was selected for review). Once your updated FAFSA form is complete and fully processed, you'll receive a new FAFSA Submission Summary, which may include changes to your SAI and estimated federal student aid.

-1500

[What does this mean?](#)

Eligibility Overview

FAFSA Form Answers

School Information

Next Steps

Your Estimated Federal Student Aid

Federal Pell Grant

You are not eligible for a Federal Pell Grant, but you may be eligible for other aid.

N/A

Federal Direct Loans

A [federal direct loan](#) is money lent to you by the government that you must repay with interest.

Up to **\$9,500**


Federal Work-Study

[Federal Work-Study](#) is a way for students to earn money to pay for school through part-time jobs on or off campus.

You May Be Eligible

Amounts shown here are only estimates of federal student aid based on full-time enrollment and the average cost of attendance. Your school will determine how much student aid to offer you, which may include additional aid from your school or state.

[Learn more about financial aid](#)



Keep In mind, this is only an estimate

Always refer to your school's financial aid offer for a final determination of financial aid available.

Need to make a correction?

Start a correction to revise your form if you need to update or change information (such as adding an additional school).

Visit the [FAFSA Form Answers](#) tab to review your responses and make sure all the information you provided is correct.

[Make a Correction](#)

View All of Your Federal Student Aid In One Place

View detailed information about your federal student loan and grant aid, including your enrollment history, payment history, and subsidized usage.

[Visit My Aid](#)

FAFSA Form Answers

- Students sees answers provided by all contributors
- Here the student can start a correction
- Data transferred from the IRS will not display on this page

The screenshot displays the 'Your FAFSA® Form Answers' page. At the top, there are navigation tabs: 'Eligibility Overview', 'FAFSA Form Answers' (which is selected), 'School Information', and 'Next Steps'. Below the tabs, the title 'Your FAFSA® Form Answers' is followed by a brief instruction: 'Review your responses carefully and make sure all the information you provided is correct. Start a correction to fix any errors and ensure that your form is processed correctly.' A 'Collapse All' link is visible on the right side of the 'Student Sections' header.

The 'Student Sections' are listed on the left, with 'Introduction' and 'Personal Identifiers' expanded. The 'Personal Identifiers' section contains a list of fields with their corresponding values:

Field	Value
First Name	Michelle
Middle Name	N
Last Name	Allen
Suffix	
Date of Birth	01/01/2002
Social Security Number	---8526
Individual Taxpayer Identification Number (ITIN)	
Mobile Phone Number	(555) 557-6487
Email	599888526test@testcon.edu
Permanent Mailing Address	123 test
City	city
State	Military—Pacific (AP)
Zip Code	30202
Country	United States (US)
State of Legal Residence	Alabama (AL)
Legal Residence Date	01/2005

On the right side of the page, there are three main sections:

- Need to make a correction?**: A section with a brief explanation of corrections and a 'Make a Correction' button.
- View All of Your Federal Student Aid In One Place**: A section with a brief explanation of the 'Visit My Aid' feature and a 'Visit My Aid' button.
- Find the Right College or Career School**: A section with a brief explanation of the 'Visit College Scorecard' feature and a 'Visit College Scorecard' button.

At the bottom of the right sidebar, there is an illustration of a student looking at a smartphone.

School Information

Student sees the following information for each school selected:

- Graduation rate
- Retention rate
- Transfer rate
- Default rate
- Median debt upon completion
- Average annual cost

Eligibility Overview

FAFSA Form Answers

School Information

1 Next Steps

Find an Affordable School

Many schools offer the opportunity to attend college affordably. Learn about the costs and benefits associated with the schools you listed on your form.

Learn About College Scorecard

Showing results for family income between \$0-\$30,000

School Name	Graduation Rate	Retention Rate	Transfer Rate	Default Rate	Median Debt Upon Completion	Average Annual Cost
Ventura Adult and Continuing Education	75.89%	96.88%	N/A	0%	\$3,920	\$10,358
Tri-Community Adult Education	N/A	N/A	N/A	N/A	N/A	N/A
West Coast Barber College	N/A	N/A	N/A	N/A	N/A	N/A

Next Steps

- Comments displayed based on student's FAFSA
- Some may require student to make a correction or send documentation to schools

The screenshot shows the 'Next Steps' section of the Federal Student Aid portal. At the top, there are navigation tabs: 'Eligibility Overview', 'FAFSA Form Answers', 'School Information', and 'Next Steps' (which is highlighted). The main content area is divided into several sections:

- Next Steps:** A list of three items, each with a green checkmark icon:
 - 1 Correct Any Errors on Your FAFSA® Form
 - 2 Make Sure Your Schools Have Everything They Need
 - 3 Look Out for Aid-Related Communications From Your Schools
- For Your Awareness:** A section with an information icon and a list of four bullet points:
 - VA Education and Training Benefits help veterans, service members, and their family members with needs like paying college tuition or finding the right school.
 - The limit to the total amount of Federal Pell Grants that a student may receive is the equivalent of six school years. Once you've reached that limit, you can no longer receive a Federal Pell Grant.
 - Based on the information we have on record for you, your Student Aid Index (SAI) is -1500. You may be eligible to receive a Federal Pell Grant and other federal student aid. Your college's or career school's financial aid office will use your SAI to determine your eligibility for other types of grants, scholarships, work-study funds, and loans.
 - Based on information you provided on your FAFSA form, you may be eligible for other federal benefits not awarded by the U.S. Department of Education. Visit [StudentAid.gov/help/means-tested-benefits](https://studentaid.gov/help/means-tested-benefits) for more information on federal benefits.
- Understand Your Tax Benefits:** A section with a dollar sign icon and text explaining that the IRS provides tax benefits for education. It includes a link: [Learn About Tax Benefits](#).
- Need to make a correction?:** A section with text explaining how to start a correction to revise the form. It includes a button: [Make a Correction](#).
- View All of Your Federal Student Aid In One Place:** A section with text explaining that it provides detailed information about federal student loans and grants. It includes a button: [Visit My Aid](#).
- Find the Right College or Career School:** A section with text explaining that it uses the College Scorecard to compare schools. It includes a button: [Visit College Scorecard](#).

At the bottom right, there is an illustration of a student looking at a laptop screen.

What Happens After You Submit the FAFSA

- Colleges and the state receive the data electronically
- Colleges may request additional documentation or additional information through a process called Verification
 - You must comply with Verification to receive federal financial aid
- Colleges send out financial aid offers (typically Mar-April)

Things To Do

01

Register for other
MEFA webinars at
mefa.org/webinars

02

Get an FSA ID for
the student and
parent(s)

03

Research deadlines
and required
applications

- Schools may require applications in addition to the FAFSA

04

Complete the
FAFSA as soon as
possible, along with
other financial aid
applications

Connect with MEFA

Scan the QR code to sign up
for MEFA emails on relevant
college planning topics.



facebook.com/mefaMA



[@mefa_ma](https://www.instagram.com/mefa_ma)



[@MEFAtweets](https://twitter.com/MEFAtweets)



linkedin.com/company/mefa



youtube.com/MEFAcounselor



mefa.org/mefa-podcast



Thank you

