



# FAFSA and DESE

MEFA October 6, 2022



# Today's Objectives

---

Review of Massachusetts College  
Going Data

---

What is FAFSA

---

Review of Massachusetts FAFSA  
Data

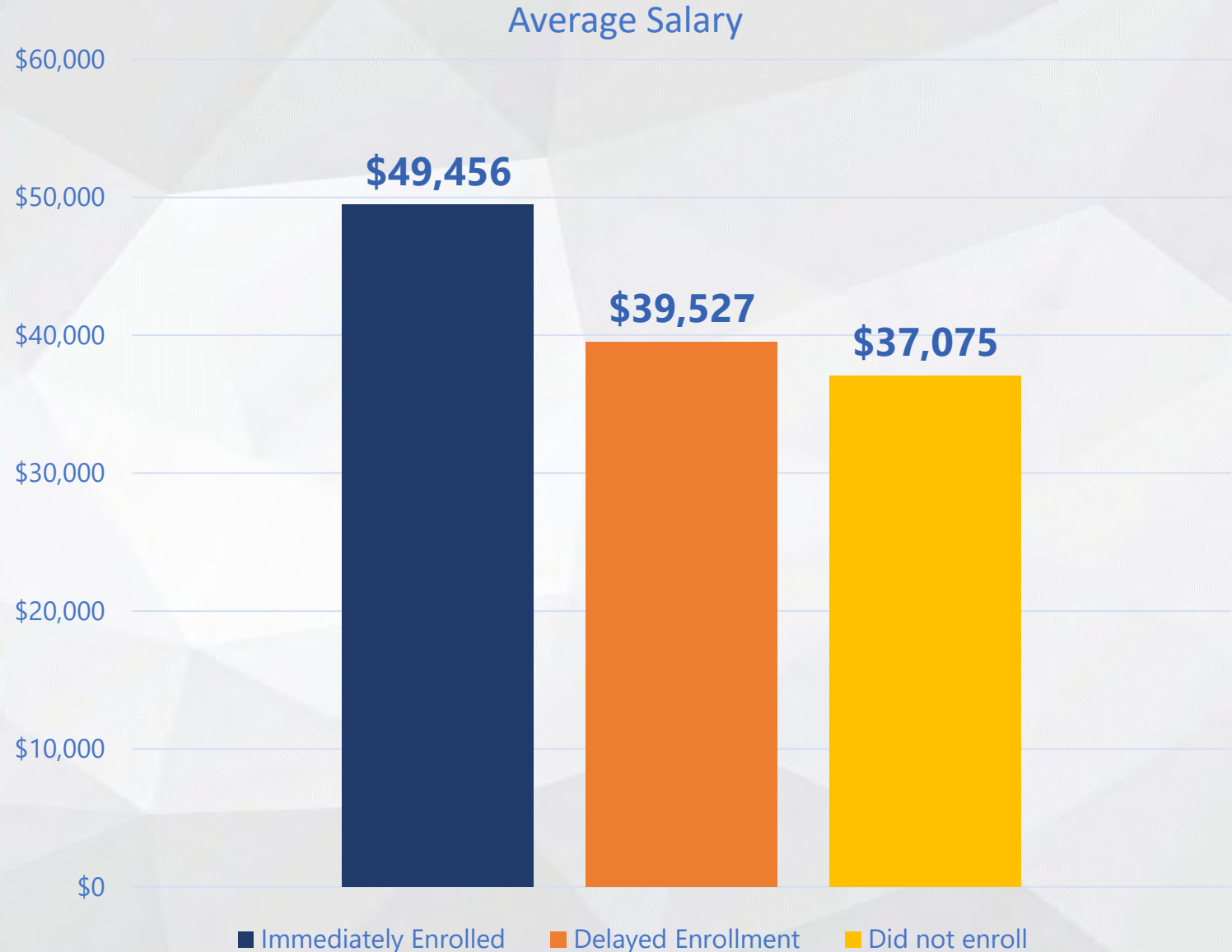
---

Review of the Edwin FAFSA tool

# Immediate Enrollment in College Matters

Immediate enrollees earn more in their early 30s than students who do not enroll immediately (when comparing similar students from the same school).

Source: Papay, et al. 2021



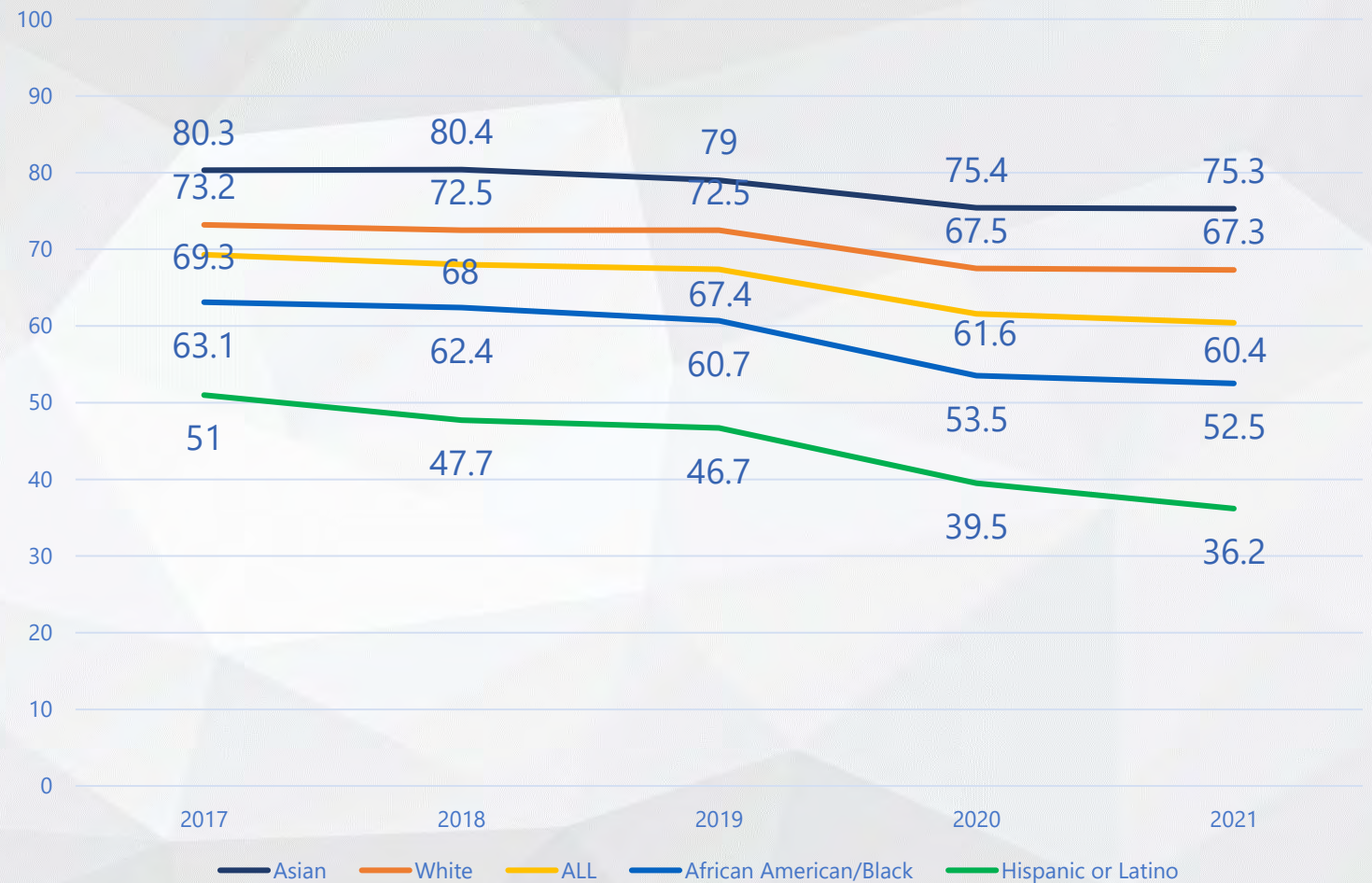


# College Enrollment by graduating class (immediate fall enrollment)

4,333 fewer high school graduates enrolled in college in fall 2021 than fall 2019.

Student Group	Change in # of HS Grads 2019 to 2021	Change in # College Enrollment 2019 to 2021	% Enroll in College 2021	% point change from 2019-2021
African American/Black	+51	-501	52.5	-8.5
Asian	+223	-15	75.3	-3.9
Hispanic or Latino	+1539	-619	36.2	-10.6
Multi-race, non-Hispanic or Latino	+190	-52	56.5	-8.4
White	-1252	-3129	67.3	-5.2
TOTAL	+744	-4333	60.4	-7

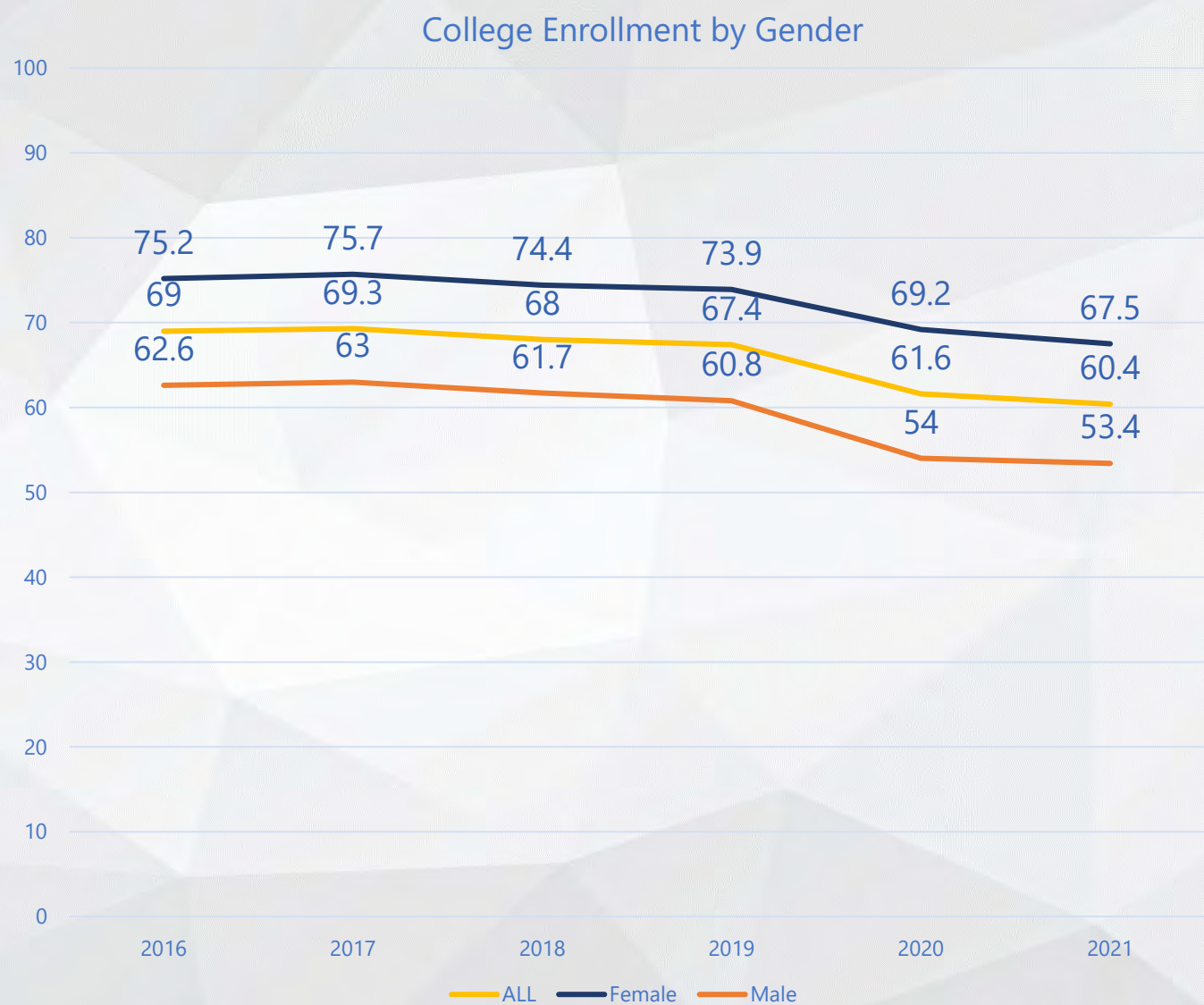
% of Mass. HS grads attending College (Race/ethnicity) Immediate Fall Enrollment





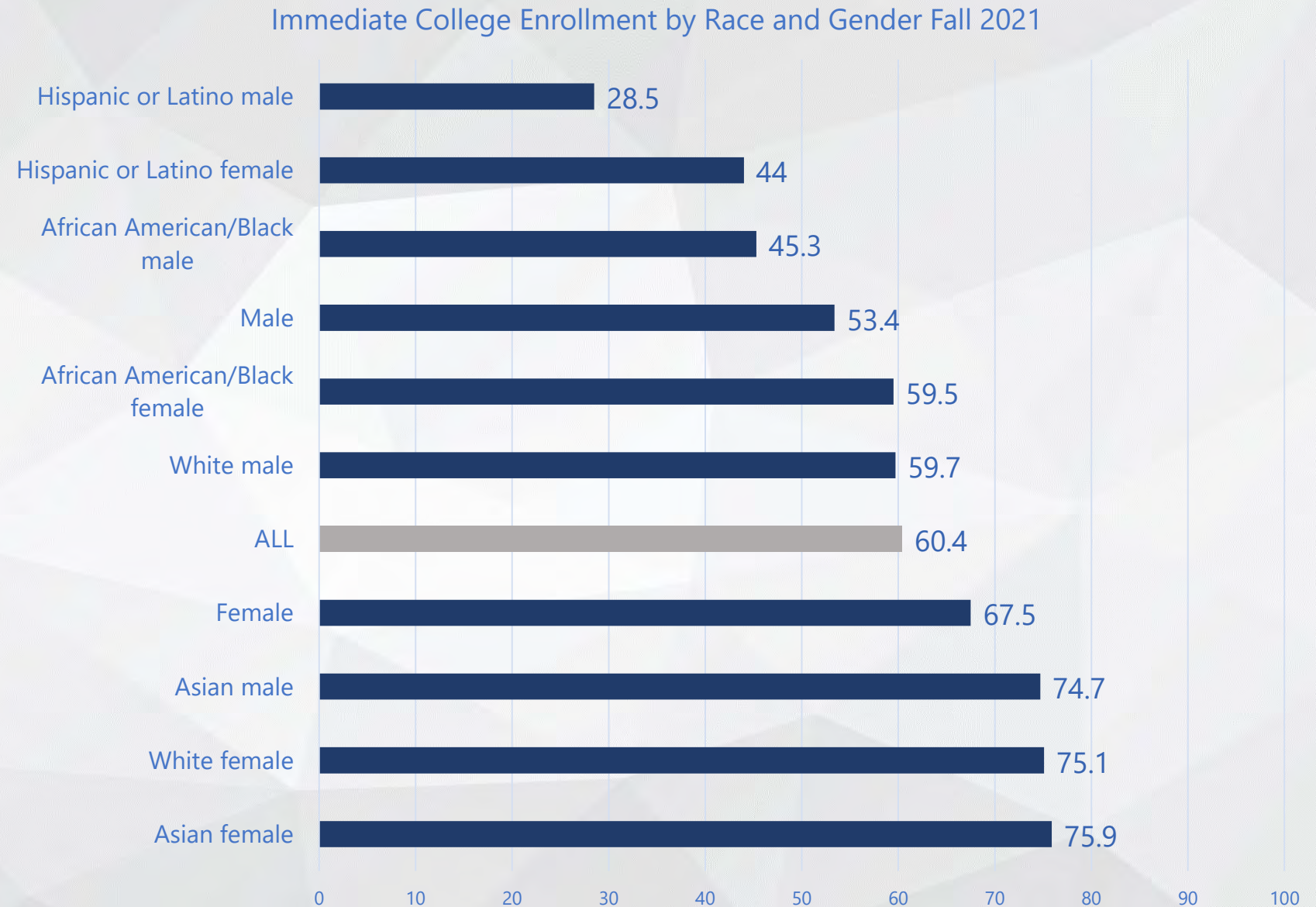
# College Enrollment by graduating class

Student Group	Change in # of HS Grads 2019 to 2021	Change in # College Enrollment 2019 to 2021	% Enroll in College 2021	% point change from 2019-2021
Female	+321	-1989	67.5	-6.5
Male	+360	-2367	53.4	-7.5
TOTAL	+744	-4333	60.4	-7





# College Enrollment by gender and race ethnicity Class of 2021



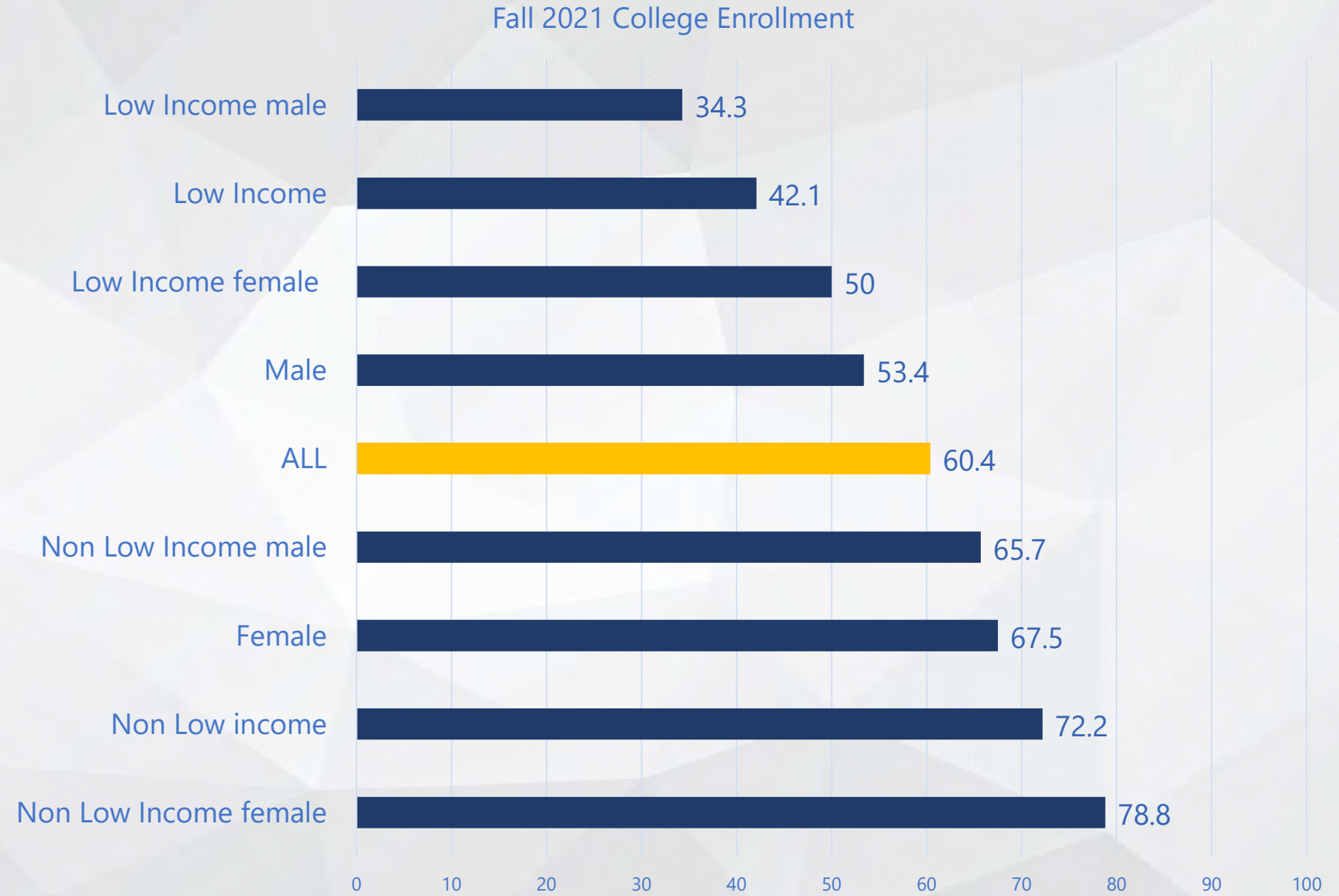


# College Enrollment by gender and income

## Class of 2021

Income has a strong effect on immediate college enrollment.

Less than 1 in 4 Latino low-income male graduates enroll in college (22.6 %)





## Immediate College Enrollment Disparities by District Low Income Percentage are Substantial

When districts are broken into quartiles by concentration of low-income students, a clear pattern emerges with respect to college going.

Fall 2021 College Enrollment by Low Income District Quartile (%)



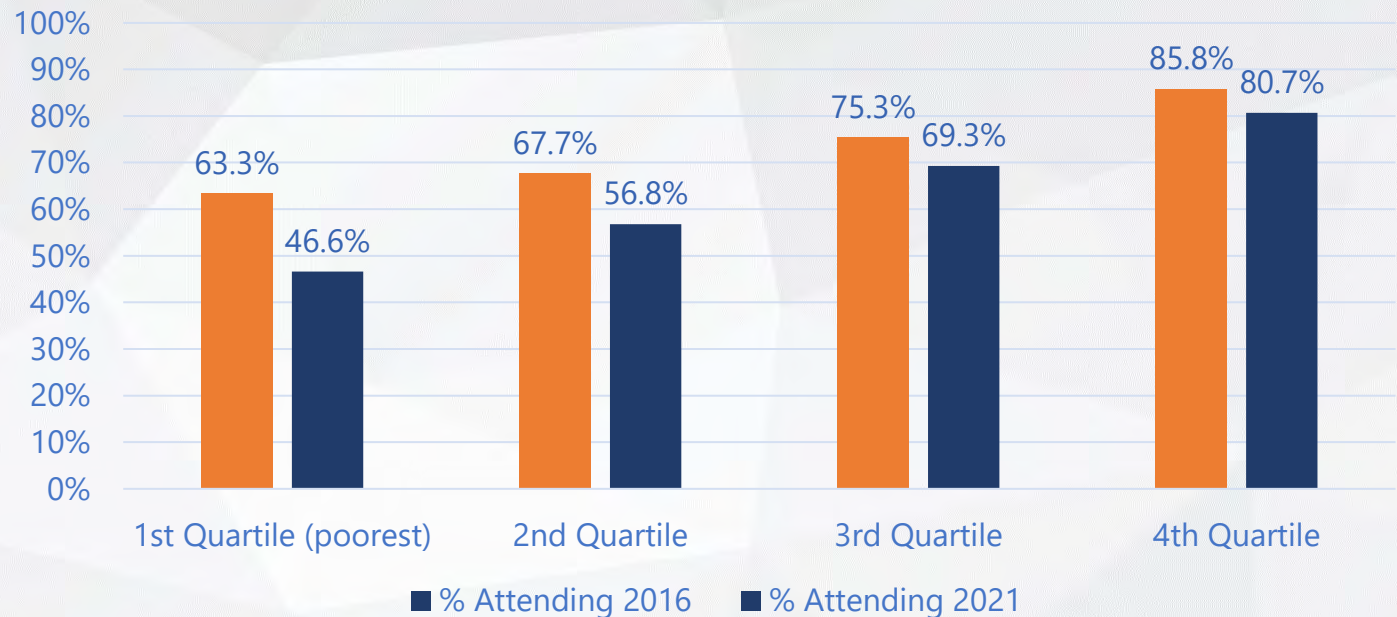
Low Income Quartiles by District	#HS Grads	#Attend College	% Attend College
1 <sup>st</sup> Quartile (poorest)	22,194	10,353	46.6%
2 <sup>nd</sup> Quartile	13,595	7,725	56.8%
3 <sup>rd</sup> Quartile	13,017	9,026	69.3%
4 <sup>th</sup> Quartile	19,797	15,985	80.7%



Over the past 5 years, college attendance has dipped, and gaps between lower income and higher income districts have widened.

Since 2016, college attendance rates have dipped the most in districts with higher concentrations of poverty.

College Enrollment by Low Income District Quartile, 2016 and 2021 (%)



Low Income Quartiles by District	Percentage Point Change since 2016
1 <sup>st</sup> Quartile (poorest)	-15.7
2 <sup>nd</sup> Quartile	-10.9
3 <sup>rd</sup> Quartile	-6.0
4 <sup>th</sup> Quartile	-5.1



# Summary

- Immediate enrollment in college is correlated with improved future earnings.
- Immediate enrollment in college is a declining trend, both in Massachusetts and across the United States.
- Disparities in immediate enrollment in college exist between student groups (race/ethnicity, gender, income, MCAS performance bands), which lead to inequitable opportunities.



## What is FAFSA

- The Free Application for Federal Student Aid, known as the **FAFSA**, is the financial aid form for accessing grants, federal student loans and work-study funds.
- Cost continues to be a barrier to accessing post secondary education, particularly for first generation college going students.
- Filling out the FAFSA is one of the **most important steps** students and their families can take to pay for college



# Massachusetts Department of Higher Education

## EQUITY AGENDA – What it means for State Financial Aid

Massachusetts seeks to achieve the following objectives:

1. **Make college more accessible and affordable** for all Massachusetts residents
  2. **Close gaps** in student opportunity and achievement
  3. **Improve** college completion rates
- ***What must happen:***
    - **Address the substantial unmet financial need, especially for Students of Color**
    - **Improve communications of State Financial Aid programs for clarity and increased awareness to promote opportunities**

# Overview and Process

- FAFSA is the unique application for all Massachusetts State financial aid programs
- Annually, an average of **325,000** Massachusetts students will complete a **FAFSA**
- **May 1<sup>st</sup> is the priority deadline** for the Commonwealth's primary need-based grant program, the MASSGrant
- State Financial Aid processed through **MASSAid**, an online financial aid system accessible by students and institutions
- Students can upload documents to MASSAid system to complete their application; and to view eligibility and awards
- More state and federal aid than ever before is available to Massachusetts public high school students



# State Financial Aid – Annual Budget

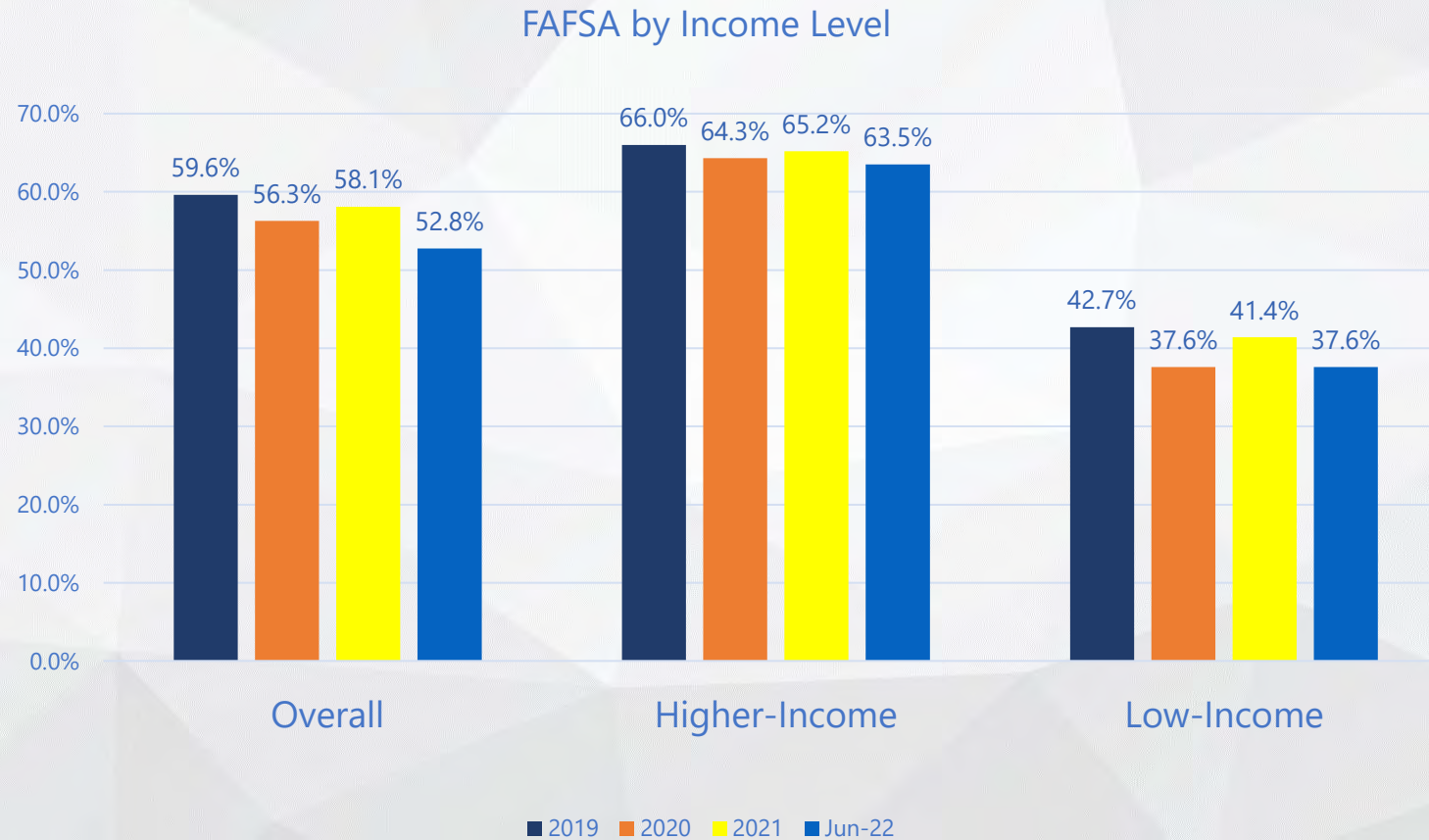
- Annual appropriation for State Financial Aid program has seen significant increases over the past three years
  - FY23 – highest appropriation in three decades for the General Scholarship Program
  - FY23 grew from **\$130 million** in the General Scholarship account to \$175,150,000
- Governor's budget level funds other financial aid programs
  - 7066-0016 Foster Child Grant program    \$1,485,000
  - 7066-0021 DCF Foster & Adopted Fee    \$7,294,911
  - 7070-0066 High Demand Scholarship    \$2,000,000

# State Financial Aid – MASSGrant Plus

- **Goal is to provide financial aid for all public higher education students to meet the cost of tuition and fees**
- MASSGrant and MASSGrant Plus are two programs targeted to assure that all Pell eligible students receive assistance for the direct costs of tuition and mandatory fees
- MASSGrant Plus first introduced at public community colleges as a pilot during the 2018-19 academic year
- MASSGrant Plus expanded to State University students in 2020-21
- Program will be expanded to UMASS students in 2022-23



# FAFSA Completion Summary 2019- June 2022

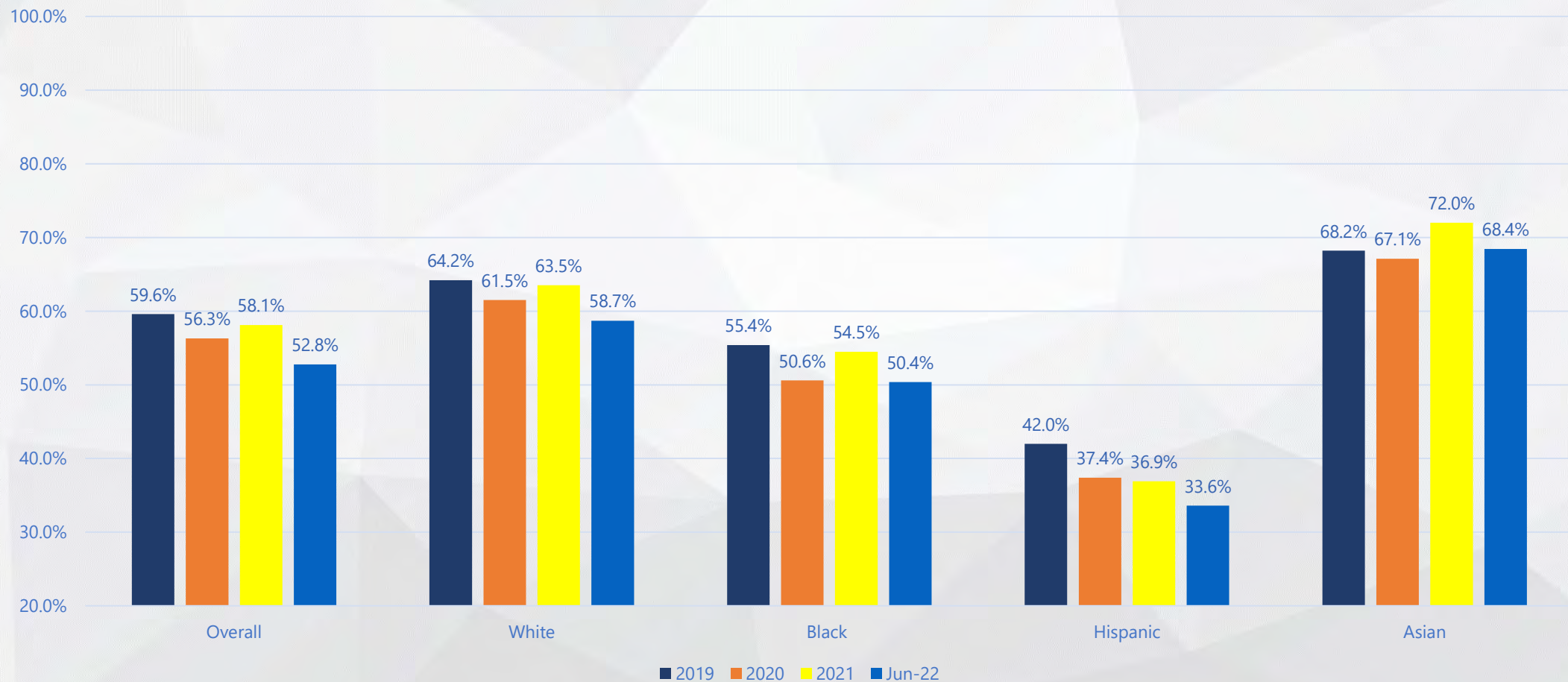


Low Income = Economically disadvantaged



# FAFSA Completion Summary 2019- June 2022

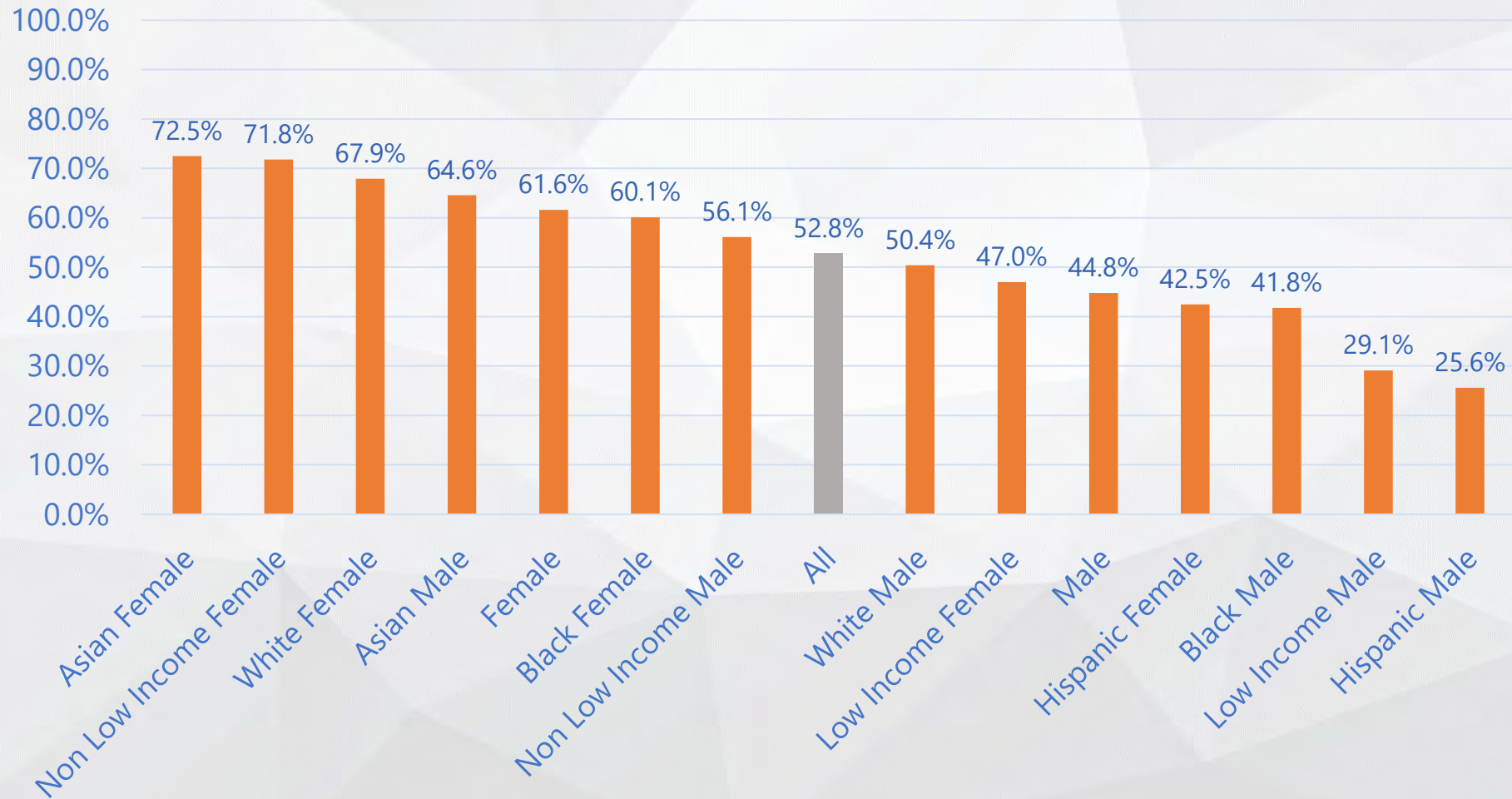
FAFSA Race and Ethnicity





# A Quick Look at FAFSA Completion by Gender, Race/Ethnicity and Income

FAFSA as of June, 2022



# FAFSA Completion in the Age of Covid

---

Providing near real time data tools

---

Mass DESE partners with Mass DHE

---

Webinars and outreach with our school counselors' assn. MASCA, MEFA, Gear-UP and others.

---

Partnership with uASPIRE and high schools

---

Data training and use of our Edwin data warehouse








# FAFSA Window opened October 1

Many Students and their families have already completed FAFSA



The Edwin FAFSA Tool should start to update the third week in October

# What is the Edwin FAFSA tool


Two FAFSA reports are now available for districts and high schools in EDWIN Analytics: **FAFSA Completion Report Summary CR307** and **FAFSA Completion Report Detail CR607**.

The reports are compiled from FAFSA data from the US Department of Education via the Massachusetts Department of Higher Education matched to data submitted by districts, such as Student Information Management System (SIMS) and other sources. The information is dynamic and updated multiple times weekly;


<https://www.doe.mass.edu/ccte/ccr/ewis/fafsa-tool.docx>









An Official website of the Commonwealth of Massachusetts





## Executive Office of Education

### ESE Security Portal



User Name

Password (Case Sensitive)

Login


[Forgot ID](#) | [Forgot Password](#)

#### Portal Messages


\*\*\*Education Licensing and Recruitment (ELAR) Users\*\*\*  
To access ELAR, please go to the [ELAR Login Page](#).


Message Updated: Thursday, September 29, 2022 07:16:35 PM

[Accessibility Policy](#) | [Site Policies](#) | [Contact Us](#)



The Official Website of the Executive Office of Education (EDU)





## Executive Office of Education

Nyal Fuentes

Help Change Password Update Profile Log Out

Home

Application List

#### Portal Messages

\*\*\*Education Licensing and Recruitment (ELAR) Users\*\*\*  
To access ELAR, please go to the [ELAR Login Page](#).

Message Updated: Thursday, September 29, 2022 07:16:35 PM

#### Recently Used Applications

- Edwin Analytics
- Directory Administration
- DropBox Central
- Conference Admin

[View Your Application List](#)

#### Links

- [Contact ESE](#)
- [Department of Elementary and Secondary Education](#)
- [Executive Office of Education](#)

#### DESE News

PRESS RELEASE Massachusetts Releases 2022 MCAS and Accountability Results

PRESS RELEASE Baker-Polito Administration Announces 2023 Massachusetts Teacher of the Year

Baker-Polito Administration Announces Availability of \$100 Million for Public Schools to Make HVAC and Air Quality Improvements

© Commonwealth of Massachusetts.

[Accessibility Policy](#) | [Site Policies](#) | [Contact Us](#)

Finding the FAFSA tool in Edwin. Search for FAFSA in the search bar or...

The screenshot displays the Edwin Analytics web application interface. At the top, the breadcrumb trail reads "Home > Edwin Analytics". Below this, a section titled "FOLDERS (13)" contains a grid of folder icons. The "High School - Beyond" folder is circled in red. Clicking on it leads to a page with the breadcrumb trail "Home > Edwin Analytics > High School - Beyond". This page shows "FOLDERS (5)", with the "Postsecondary Readiness" folder circled in red. Clicking on it leads to a page with the breadcrumb trail "Home > Edwin Analytics > High School - Beyond > Postsecondary Readiness". This final page shows "PAGINATED REPORTS (4)", with two reports circled in red: "CR307 FAFSA Completion Report Summary" and "CR607 FAFSA Completion Report Detail".

Edwin Analytics  
Home > Edwin Analytics

FOLDERS (13)

Postsecondary Readiness  
Classroom  
Content  
Early Ed  
Educator Prep  
Educators  
ESC Business  
EMIS  
Finance  
High School - Beyond  
Student Enrollment Indicators

High School - Beyond  
Home > Edwin Analytics > High School - Beyond

FOLDERS (5)

ABE  
CVTE  
Postsecondary Readiness  
Postsecondary Success  
Workforce

Postsecondary Readiness  
Home > Edwin Analytics > High School - Beyond > Postsecondary Readiness

PAGINATED REPORTS (4)

CR307 FAFSA Completion Report Summary  
CR601 Student Progress Towards MassCore  
CR607 FAFSA Completion Report Detail  
PE618 Student CD Roster



# FAFSA in Edwin

- 2 reports
  - District/school view (CR307 FAFSA Completion Report Summary)
  - Student level (CR607 FAFSA Completion Report Detail)
- FAFSA data updated regularly
  - Generally updated 2 to 3 times a week, with about a week lag time
  - When choosing the “award year, it will be 2023-24 for current seniors (the year they are receiving the award)
- Student identified as Submitted or Not Found
  - Submitted are complete or incomplete (no signature, missing information, SSN and/or Name mismatch)



# CR307: District/School View FAFSA Report


Executive Office of Education (EOE)

Home > Edwin Analytics > High School - Beyond > Postsecondary Readiness > CR307 FAFSA Completion Report Summary

Award Year: 2022-23  
District: Abby Kelley Foster Charter Public School  
High School: Abby Kelley Foster Charter Public School

For this year's seniors the award year will be 2023-24

1 of 1
100%


**CR307 FAFSA COMPLETION REPORT SUMMARY**  
District: Abby Kelley Foster Charter Public (District)

District: Abby Kelley Foster Charter Public (District)  
School : Abby Kelley Foster Charter Public School

Contact Us

2022-23 FAFSA Completion Abby Kelley Foster Charter Public (District)



Complete Incomplete Not Found

	# of students (12th grade & SP)	Submitted	Complete	Incomplete	Not Found
State	75,371	41,958 (56%)	41,203 (55%)	755 (1%)	33,413 (44%)
District	94	77 (82%)	77 (82%)	0 (0%)	17 (18%)

Disclaimers: Data in these reports are compiled from SIMS and other sources and matched with FAFSA data provided from the US Department of Education. Various matching techniques have been applied to maximize identification of students. Despite these matching techniques, the report will have students listed as 'not found' who may have completed a FAFSA but are not recorded here due to those matches not being complete.

The information is dynamic: FAFSA information is updated several times a week, and number of students reflects current enrollment and is updated daily. As a result, representations may be different than shown in an earlier reporting period.

Number of students reflects current enrollment of 12th grade students and SP students (or, students in Special Education beyond 12th grade).

Data suppressed if total number of students is 10 or less.

District Name	High School Name	# of students (12th grade & SP)	# Submitted	% Submitted	# Complete	% Complete	# Incomplete	% Incomplete	# Not Found	% Not Found
ABBY KELLEY FOSTER CHARTER PUBLIC (DISTRICT)	<a href="#">ABBY KELLEY FOSTER CHARTER PUBLIC SCHOOL</a>	94	77	82%	77	82%	0	0%	17	18%

# CR607: Student Level FAFSA Report



## 2022-23 CR607 FAFSA Completion Report Detail

[Contact Us](#)

District : [REDACTED]  
 School(s) : [REDACTED]  
 Data Updated : 11/17/2021  
 FAFSA Completion

District Name	High School Name	First Name	Last Name	MI	SASID	DOB	Gender	Race	Ecdis	ELL	SWD	High Needs	FAFSA Completion Date	Submitted FAFSA	Status	FAFSA Detail
[REDACTED]	[REDACTED]	[REDACTED]	[REDACTED]	[REDACTED]	[REDACTED]	09/24/04	M	African American/Black	Non-Economically Disadvantaged	N	N	N	11/04/2021	Y	Complete	
[REDACTED]	[REDACTED]	[REDACTED]	[REDACTED]	[REDACTED]	[REDACTED]	01/17/04	F	African American/Black	Non-Economically Disadvantaged	N	N	N	10/15/2021	Y	Complete	
[REDACTED]	[REDACTED]	[REDACTED]	[REDACTED]	[REDACTED]	[REDACTED]	07/22/04	F	Hispanic or Latino	Economically Disadvantaged	N	N	Y	10/27/2021	Y	Complete	
[REDACTED]	[REDACTED]	[REDACTED]	[REDACTED]	[REDACTED]	[REDACTED]	06/21/04	F	African American/Black	Economically Disadvantaged	N	N	Y	10/23/2021	Y	Complete	
[REDACTED]	[REDACTED]	[REDACTED]	[REDACTED]	[REDACTED]	[REDACTED]	04/21/04	M	White	Non-Economically Disadvantaged	N	N	N	10/23/2021	Y	Complete	
[REDACTED]	[REDACTED]	[REDACTED]	[REDACTED]	[REDACTED]	[REDACTED]	05/03/04	F	African American/Black	Non-Economically Disadvantaged	N	N	N	10/17/2021	Y	Complete	
[REDACTED]	[REDACTED]	[REDACTED]	[REDACTED]	[REDACTED]	[REDACTED]	07/28/04	M	Hispanic or Latino	Non-Economically Disadvantaged	N	N	N	11/01/2021	Y	Complete	
[REDACTED]	[REDACTED]	[REDACTED]	[REDACTED]	[REDACTED]	[REDACTED]	08/11/03	F	African American/Black	Non-Economically Disadvantaged	N	N	N	10/17/2021	Y	Complete	
[REDACTED]	[REDACTED]	[REDACTED]	[REDACTED]	[REDACTED]	[REDACTED]	12/16/03	F	White	Non-Economically Disadvantaged	N	N	N		Y	Incomplete	No Signature
[REDACTED]	[REDACTED]	[REDACTED]	[REDACTED]	[REDACTED]	[REDACTED]	04/20/04	F	African American/Black	Non-Economically Disadvantaged	N	N	N		Y	Incomplete	Missing Information
[REDACTED]	[REDACTED]	[REDACTED]	[REDACTED]	[REDACTED]	[REDACTED]	09/21/03	F	White	Economically Disadvantaged	N	N	Y		Y	Incomplete	No Signature
[REDACTED]	[REDACTED]	[REDACTED]	[REDACTED]	[REDACTED]	[REDACTED]	10/16/04	M	White	Non-Economically Disadvantaged	N	N	N		N	Not Found	
[REDACTED]	[REDACTED]	[REDACTED]	[REDACTED]	[REDACTED]	[REDACTED]	10/23/03	M	African American/Black	Economically Disadvantaged	N	N	Y		N	Not Found	
[REDACTED]	[REDACTED]	[REDACTED]	[REDACTED]	[REDACTED]	[REDACTED]	01/16/04	M	African American/Black	Economically Disadvantaged	N	N	Y		N	Not Found	
[REDACTED]	[REDACTED]	[REDACTED]	[REDACTED]	[REDACTED]	[REDACTED]	04/08/04	F	African American/Black	Non-Economically Disadvantaged	N	N	N		N	Not Found	
[REDACTED]	[REDACTED]	[REDACTED]	[REDACTED]	[REDACTED]	[REDACTED]	08/27/04	M	African American/Black	Non-Economically Disadvantaged	N	N	N		N	Not Found	
[REDACTED]	[REDACTED]	[REDACTED]	[REDACTED]	[REDACTED]	[REDACTED]	01/12/04	M	African American/Black	Economically Disadvantaged	N	N	Y		N	Not Found	
[REDACTED]	[REDACTED]	[REDACTED]	[REDACTED]	[REDACTED]	[REDACTED]	04/24/04	M	African American/Black	Economically Disadvantaged	Y	N	Y		N	Not Found	
[REDACTED]	[REDACTED]	[REDACTED]	[REDACTED]	[REDACTED]	[REDACTED]	05/30/04	M	African American/Black	Non-Economically Disadvantaged	N	N	N		N	Not Found	

Run By: nfluente  
 Report Date: 11/17/2021

Massachusetts Department of Elementary and Secondary Education  
 Edwin Analytics

Report: CR607  
 Page Number: 2



# “Hey, Alex said they did FAFSA” and other quick tips

- Alex may have, it may have just been done or it may have not been matched correctly, unmatched students are still in the file, they are just at the end (page down all the way) in the html version. You will also find some students who put your high school down as their high school, those student may have been long past graduates.
- Consider if you are really trying to track down kids, downloading the excel file from Edwin, all the seniors that are in the unmatched will be in there as well. This way it may be easier to work together with your in school and out of school partners on college access.