

A Deep Dive into the FAFSA®

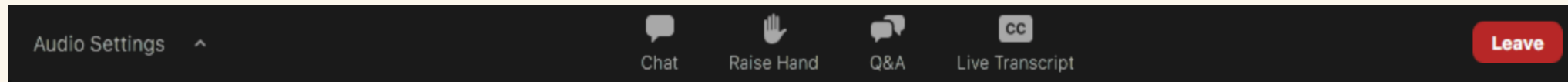
A MEFA Institute Webinar

mefa®

FAFSA is a registered trademark of the U.S. Department of Education, with which MEFA is not associated.

MEFA Massachusetts Educational Financing Authority and MEFA are registered service marks of the Massachusetts Educational Financing Authority. © 2023 MEFA. ALL RIGHTS RESERVED.

How to Participate



The *Audio Settings* allow you to control the volume levels

Use the *Raise Hand* feature if you need to get the presenter's attention

Use the *Live Transcript* feature if you want to see closed captions

Click *Leave* to exit the webinar

The *Chat* feature is disabled. To communicate with the host, please use the Q&A section

Have a question during the webinar? Type it in the Q&A section

About MEFA

State authority created by the Commonwealth of Massachusetts in 1982 helping families plan, save, and pay for college



About the FAFSA

- Free Application for Federal Student Aid
- FREE form at fafsa.gov
- Required by all colleges/universities for federal & state (& some institutional) aid
- Opens by **Dec 31, 2023**
- Must be completed each year (one for every child in college)
- May have other financial aid applications required

Completing the FAFSA

- **Contributor:** Anyone who needs to provide information
- Each contributor has a section for that person to complete
- All income questions will pull answers from the federal tax return once consent is provided
- Contributors must provide consent for the student to receive federal financial aid
- Online skip logic removes questions not applicable
- Must answer all questions in order
- Tip: If an answer is zero or the question does not apply, enter 0
- Incomplete FAFSAs are **deleted** after 45 days; reminders are sent every 7 days

Items & Info Needed to Complete the FAFSA

- Student and parent(s)
 - Social Security number
 - Date of birth
 - Current bank statements
 - Current business, farm, and investment records
- Certain families may need
 - 2022 federal income tax return for student and/or parent

FAFSA Customer Service

- **Phone:** (800) 4-Fed-Aid (433-3243)
- **Email Form:** Located at studentaid.gov/help-center/contact
- **Chat:** Located at studentaid.gov/help-center/contact
(Chat option disappears if not available)
- **Hours:**
 - Monday: 8 a.m.–9 p.m. ET
 - Tuesday-Wednesday: 8 a.m.–8 p.m. ET
 - Thursday-Friday: 8 a.m.–6 p.m. ET
 - Saturday & Sunday: Closed
- **Help Center** tab at the top of each page leads to:
 - Search
 - Help Topics
 - FAQs
 - Link to contact information

FSA ID

- A login: username & password
- Needed to start the FAFSA
- Who needs an FSA ID?
 - Student
 - Every parent listed on the FAFSA
 - If parents filed taxes jointly, only one parent needs one
- Must have an email address (students should use one they check)
- Requires personal information and setting up challenge questions
- Parents without an SSN will need to answer knowledge-based questions based on credit history
 - Won't be available until the FAFSA is ready
- Tell families to set up an FSA ID **NOW** at studentaid.gov/fsa-id/create-account
- Recommend MEFA's *How to Create Your FSA ID* webinar

FAFSA Homepage

- Choose *Start a New Form*
- Several help boxes at the bottom

The screenshot shows the FAFSA homepage with the following elements:

- Header:** "An official website of the United States government." and "Help Center English | Español".
- Navigation:** "Federal StudentAid" logo, "An OFFICE of the U.S. DEPARTMENT of EDUCATION", and dropdown menus for "FAFSA", "Loans & Grants", "Repayment", and "Loan Forgiveness".
- Search and Account:** "Log In | Create Account" with a search icon.
- Main Content:**
 - Get Money to Pay for School:** "Use the Free Application for Federal Student Aid (FAFSA®) form to apply for financial aid for college or graduate school."
 - 2024-25 FAFSA Form:** Two buttons: "Start a New Form" (highlighted with a red arrow) and "Edit Existing Form".
 - Link:** "Need to access last year's form? [Start or Edit a 2023-24 Form](#)"
 - Check FAFSA® Deadlines for the State You Live In:** Includes "School Year" and "State of Residence" dropdowns, a "Find Deadlines" button, and a link to "View All FAFSA Deadlines".
- Help Boxes:**
 - Who Should Complete This?** "Any student, regardless of income, who wants to be considered for federal, state, and school financial aid programs, which includes scholarships, grants, loans, and Federal work-study."
 - How Long Will it Take?** "It takes most people less than an hour to complete, including gathering any documents or data needed." (Icon: 1 hr)
 - What Do I Need?**
 - Verified StudentAid.gov account
 - Social Security Number
 - Parent or spouse contributor email addresses
 - Income and asset information, if required

Log-In Page

- Must use an FSA ID to log in
- Select *Create an Account* to get an FSA ID

The screenshot shows the Federal Student Aid Log In page. At the top, there is a navigation bar with links for 'Help Center', 'Submit a Complaint', and 'English | Español'. Below this is the main header with the 'Federal Student Aid' logo and navigation links for 'FAFSA Form', 'Loans and Grants', 'Loan Repayment', and 'Loan Forgiveness'. The central focus is the 'Log In' form, which includes a 'Log In' button with a refresh icon, a text input field for 'Email, Phone, or FSA ID Username' containing 'test595011023', a password input field with a 'Show Password' link, and a 'Log In' button. Below the form are links for 'Forgot My Username', 'Forgot My Password', and 'Create an Account'. At the bottom of the form is a link for 'Help Me Log In to My Account'. The footer contains links for 'Help Center', 'Contact Us', 'Site Feedback', 'About Us', 'Announcements', 'Data Center', 'Resources', and 'Forms Library'. The Federal Student Aid logo and social media icons are also present in the footer.

Role

- Choose student or parent role

The screenshot shows the FAFSA 2024-25 role selection interface. At the top left, it says "FAFSA® FORM 2024-25". The main heading reads "Welcome, Raya, to the FAFSA® Form". Below this, a green line indicates the role selection: "I am starting the FAFSA form as a". There are two options: "Student" with a graduation cap icon and a selected radio button, and "Parent" with a family icon and an unselected radio button. At the bottom, there are "Previous" and "Continue" buttons.

Overview Video

First of four onboarding slides


FAFSA[®] FORM 2024-25 Student Raya Tran

Understanding the FAFSA[®] Form

1 of 4

What is the FAFSA[®] form?

Use the *Free Application for Federal Student Aid (FAFSA[®])* form to apply for grants, scholarships, work-study funds, and loans for college or graduate school.



The video thumbnail shows a woman in a hot air balloon basket against a sunset background. The text 'FAFSA[®] Overview' is displayed in the top left and center of the video frame. A red play button icon is overlaid on the video.

[Previous](#) [Continue](#)

Defining Contributors

- Explains concept of Contributor
- How to invite Contributors
- Information families may need to complete the FAFSA

FAFSA[®] FORM 2024-25 Student Raya Tran

Understanding the FAFSA[®] Form
2 of 4

Contributors to the FAFSA[®] Form



Parents or Spouses
Your answers on the FAFSA form will determine if any contributors need to be identified. These contributors will complete their own sections of the form and are asked to provide personal and financial information, but will not become financially responsible for your education.



How to Invite
Contributors will need to log in with their own FSA ID to provide their information. To invite a contributor to your FAFSA form, you'll need to provide their name, date of birth, Social Security number, and email address.


Information or Documents You May Need ^

You might need the following information or documents as you fill out the FAFSA form:

- Tax returns
- Records of child support received
- Current balances of cash, savings, and checking accounts
- Net worth of investments, businesses, and farms

[Previous](#) [Continue](#)


Explaining Consent

FAFSA[®] FORM 2024–25  Student Raya Tran

Understanding the FAFSA[®] Form

3 of 4

What To Expect

How long will this take?  **1 hour**

Every contributor must provide consent for you to be eligible for federal student aid. With your consent, we can obtain your federal tax information automatically from the IRS to help you complete the FAFSA[®] form. You can save the form and return to it later if you need more time.

[Previous](#) [Continue](#)

After the FAFSA

Click *Start FAFSA form* to begin

The screenshot shows the FAFSA 2024-25 user interface. At the top left, it says 'FAFSA FORM 2024-25' and 'Student Raya Tran'. A blue banner at the top center reads 'Understanding the FAFSA Form' with '4 of 4' below it. The main heading is 'After Submitting the FAFSA Form'. Below this, a light blue box contains the text: 'After submission, you'll need to check on the status of your FAFSA form and make corrections, if required.' Three green arrows point to three columns of text: 1) 'Your form will be processed in 1-3 days.' 2) 'You'll receive a FAFSA Submission Summary. It will include the Student Aid Index (SAI), a number used to determine federal student aid eligibility.' 3) 'Schools will use your SAI to create your financial aid offer that explains the types and amounts of aid they are offering you. Most schools will wait to send you an aid offer only after they accept you for admission.' At the bottom, there are two buttons: 'Previous' on the left and 'Start FAFSA form' on the right.

FAFSA[®] FORM 2024-25 Student Raya Tran

Understanding the FAFSA[®] Form

4 of 4

After Submitting the FAFSA[®] Form

After submission, you'll need to check on the status of your FAFSA[®] form and make corrections, if required.

- Your form will be processed in 1-3 days.
- You'll receive a FAFSA Submission Summary. It will include the Student Aid Index (SAI), a number used to determine federal student aid eligibility.
- Schools will use your SAI to create your financial aid offer that explains the types and amounts of aid they are offering you. Most schools will wait to send you an aid offer only after they accept you for admission.

Previous Start FAFSA form

Student Identity Info

- Student info from the FSA ID for review
- Any changes to info must be made under *Account Settings* on StudentAid.gov except mailing address, which can be corrected on the screen

FAFSA[®] FORM 2024-25 Student Raya Tran Save

Student Identity Information

Review the information below and verify that it's correct before moving forward.

Name
Raya A. Tran

Date of Birth
05/05/1995

Social Security Number
•••••1234

Email Address
rayaatran@gmail.com

Mobile Phone Number
(555) 555-5555

To update this information for all federal student aid communications, go to Account Settings.

Permanent Mailing Address

Include apartment number.

12345 Sesame Street

City
New York


State
New York (NY) ▾

Zip Code
67891


Country
United States of America (US) ▾

Previous Continue


State of Legal Residence

FAFSA[®] FORM 2024-25  Student Raya Tran

Student State of Legal Residence

State
New York (NY) 

Date the Student Became a legal Resident

Month	Year
01	2000 

[Previous](#) [Continue](#)

Throughout the application, click the question mark icon for more details on answering each question

Providing Consent

- By providing consent, the Contributor allows the FAFSA to pull federal tax data directly into the FAFSA from the IRS
- Every Contributor **MUST** provide consent in order for the student to receive need-based federal aid
- Select *Approve* to provide consent

FAFSA[®] FORM 2024-25 Student Raya Tran Save FAFSA Menu

Provide Consent or Be Ineligible for Federal Student Aid

Summary

Your consent is needed to retrieve and disclose federal tax information (FTI). With your consent, we can obtain tax return information automatically from the IRS to help you complete the FAFSA[®] form. If you don't provide consent, you will not be eligible for federal student aid, including grants and loans. You must provide consent even if you didn't file a U.S. federal tax return or any tax return at all.

→ Get your 2022 tax return information for the 2024-25 FAFSA form. → Tax return information is required to complete the FAFSA form.

→ FTI is used to determine your eligibility for federal student aid.

Under penalty of law, I certify that I am the individual associated with the FSA ID log-in credentials used to access the FAFSA form to provide the necessary approval and consent for the disclosure and use of my federal tax information (FTI) from the U.S. Department of the Treasury. By accepting below, I approve and consent to:

- The U.S. Department of Education to disclose my Social Security number, last name, and date of birth to the U.S. Department of the Treasury in order to obtain my FTI only for the purpose of determining the eligibility for, and the amount of, federal student aid for myself or of others for which I participated and shared my FTI by a program authorized under subpart 1 of Part A, Part C, or Part D of Title IV of the *Higher Education Act of 1965*, as amended.
- The use of my FTI by U.S. Department of Education officials and contractors (as defined in 26 U.S.C. § 6103(d)(13)), only for the purpose of determining the eligibility for, and amount of, federal student aid for myself or of others for which I participated and shared my FTI by a program authorized under Title IV of the *Higher Education Act of 1965*, as amended.
- The U.S. Department of Education to redisclose my FTI received from the U.S. Department of the Treasury, pursuant to 26 U.S.C 6103(d)(13)(D)(iii), which includes:
 - institutions of higher education participating in the federal student aid programs authorized under the *Higher Education Act of 1965*, as amended;
 - state higher education agencies; and
 - scholarship organizations designated prior to Dec. 19, 2019, by the Secretary of Education.
- The use of my FTI for the application, award, and administration of student aid awarded by the federal government, institutions of higher education, state higher education agencies, and designated scholarship organizations.
- The redisclosure of my FTI to any future 2024-25 FAFSA forms for which I elect to participate (e.g., if I elect to participate in my child's FAFSA form or to complete my own FAFSA form after participating in another FAFSA form). My FTI will be redisclosed to these additional applications upon my affirmation to participate. I understand that I may decline an invitation to participate, which will prevent the transfer of my FTI to that FAFSA form.

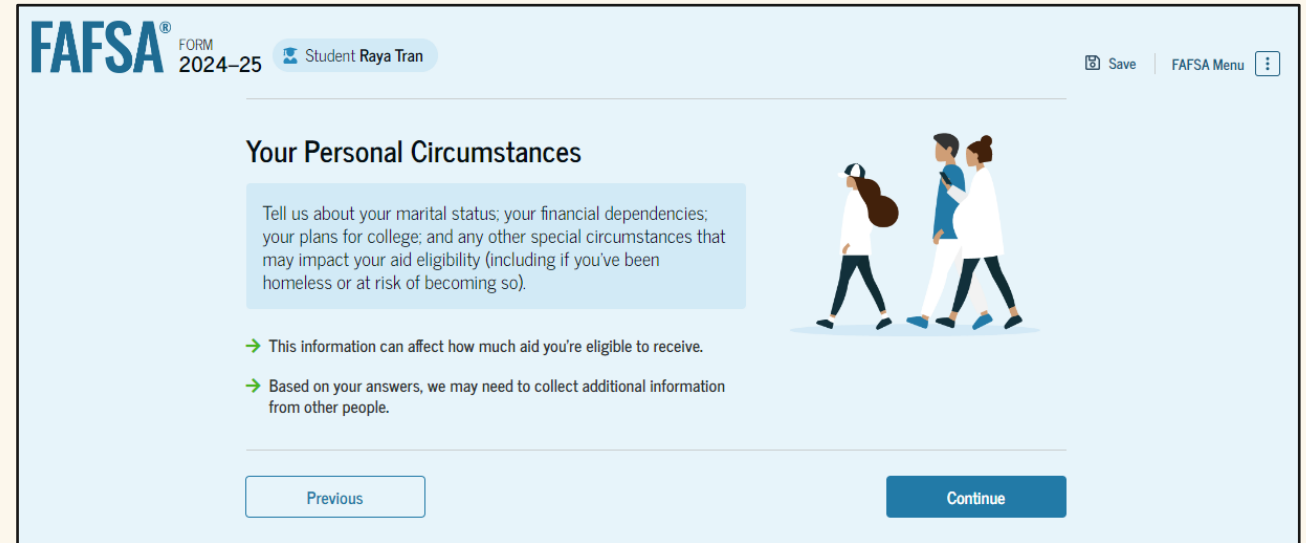
Personal Circumstances

Questions to determine if student is:

- dependent (needs to report parent information on the FAFSA)

OR

- independent (does not need parent data)



The screenshot shows the FAFSA 2024-25 interface for a student named Raya Tran. The page title is "Your Personal Circumstances". A text box explains that the user should provide information about marital status, financial dependencies, college plans, and other special circumstances that may affect aid eligibility. Two bullet points with green arrows indicate that this information affects aid eligibility and that additional information may be required. The page includes a "Save" button, a "FAFSA Menu" icon, and "Previous" and "Continue" navigation buttons. An illustration of three people walking is on the right side of the page.

Marital Status

- Married students are independent
- Separated students are not considered independent

The screenshot shows the FAFSA 2024-25 interface for Student Raya Tran. The progress bar indicates the user is on step 1, Personal Circumstances. The 'Student Marital Status' section contains six radio button options: Single (Never Married), Married (not Separated), Remarried, Separated, Divorced, and Widowed. The 'Single (Never Married)' option is selected. At the bottom, there are 'Previous' and 'Continue' buttons.

FAFSA[®] FORM 2024-25 Student Raya Tran

Save | FAFSA Menu

1 Personal Circumstances 2 Demographics 3 Financials 4 Colleges 5 Signature

Student Marital Status

Single (Never Married)

Married (not Separated)

Remarried

Separated

Divorced

Widowed

Previous Continue

College Plans

- Entering college students should select *First Year (freshman)*
- Students should make sure to select *No* when asked if they have a bachelor's degree
- Grad students are independent

FAFSA[®] FORM 2024-25 Student Raya Tran Save FAFSA Menu

1 Personal Circumstances 2 Demographics 3 Financials 4 Colleges 5 Signature

Student College or Career School Plans

When the student begins the 2024-25 school year, what will their college grade level be?

First Year (freshman)

Second Year (sophomore)

Other undergraduate (junior or senior)

College graduate, professional, or beyond (MBA, M.D., Ph.D., etc.)

When the student begins the 2024-25 school year, will they have their first bachelor's degree?

Yes No

Previous Continue

Other Personal Circumstances

Other factors that qualify a student as independent:

- Older than 23
- Has dependents who receive support
- Active-duty military or Veteran
- If since turned 13: orphan, foster care, or ward of the court
- Emancipated minor
- In legal guardianship

FAFSA[®] FORM 2024-25 Student Raya Tran Save FAFSA Menu

1 Personal Circumstances 2 Demographics 3 Financials 4 Colleges 5 Signature

Student Personal Circumstances

Select all that apply.

- The student is currently serving on active duty in the U.S. armed forces for purposes other than training.
- The student is a veteran of the U.S. armed forces.
- The student has children or other people (excluding their spouse) who live with them and receive more than half of their support from the student now and between July 1, 20XX and June 30, 20XX.
- At any time since the student turned 13, they were an orphan (no living biological or adoptive parent).
- At any time since the student turned 13, they were a ward of the court. ⓘ
- At any time since the student turned 13, they were in foster care.
- The student is or was a legally emancipated minor, as determined by a court in their state of residence.
- The student is or was in a legal guardianship with someone other than their parent or stepparent, as determined by a court in their state of residence.
- None of these apply

Previous Continue

Question on Homelessness

Students who are homeless or self-supporting and at risk of being homeless are independent

The screenshot shows the FAFSA 2024-25 application interface for Student Raya Tran. At the top, the FAFSA logo and form year are displayed. A progress bar indicates the current step is 1, 'Personal Circumstances', with other steps being 2 (Demographics), 3 (Financials), 4 (Colleges), and 5 (Signature). The main question is titled 'Student Other Circumstances' and asks: 'At any time on or after July 1, 2023, was the student unaccompanied and either (1) homeless or (2) self-supporting and at risk of being homeless?'. There are two radio button options: 'Yes' and 'No'. The 'No' option is selected. At the bottom, there are 'Previous' and 'Continue' buttons.

FAFSA[®] FORM 2024-25 Student Raya Tran

1 Personal Circumstances 2 Demographics 3 Financials 4 Colleges 5 Signature

Student Other Circumstances

At any time on or after July 1, 2023, was the student unaccompanied and either (1) homeless or (2) self-supporting and at risk of being homeless?

Yes No

Previous Continue

Unusual Circumstances

- The student is asked if unusual circumstances prevent them from contacting their parent(s).
- Answering yes will allow them to submit the FAFSA without parent information as a Provisional Independent Student
- Colleges will follow up if they require more information or documentation

FAFSA FORM 2024-25 Student **Raya Tran** Save FAFSA Menu

1 Personal Circumstances 2 Demographics 3 Financials 4 Colleges 5 Signature

Student Unusual Circumstances

This information will help us evaluate the student's ability to pay for school.

Do unusual circumstances prevent the student from contacting their parents or would contacting their parents pose a risk to the student?

A person experiencing unusual circumstances may have:

- Left home due to an abusive or threatening environment;
- Been abandoned by or estranged from their parents, and have not been adopted;
- Been granted refugee or asylee status and are separated from their parents, or their parents are displaced in a foreign country;
- Been a victim of human trafficking;
- Been incarcerated, or their parents are incarcerated and contact with them would pose a risk to them; or
- Been otherwise unable to contact or locate their parents, and have not been adopted.

If their circumstances resulted in not having a safe, stable place to live, they may be considered a homeless youth and should review the answer to the previous question about being unaccompanied and homeless.

Yes No

Previous Continue

Dependency Status

- Student will be told if considered a dependent student
- Option to apply for Federal Unsubsidized Loan only if parents are unwilling to provide information

The screenshot shows the FAFSA 2024-25 interface for Student Raya Tran. At the top, there is a progress bar with five steps: 1. Personal Circumstances (highlighted), 2. Demographics, 3. Financials, 4. Colleges, and 5. Signature. Below the progress bar, the title "Student Dependency Status" is displayed. A light blue box contains an icon of a person and the text "Dependent Student" followed by a paragraph: "Based on your answers, you're a dependent student, and since we assume parents of dependent students will help pay for your education if they are able, we need information about their finances and backgrounds. This information is used to determine how much financial aid you're eligible to receive." Below this, the section "Apply for a Direct Unsubsidized Loan Only" is shown, with a green bar and the question: "Are the student's parents unwilling to provide their information, but the student doesn't have an unusual circumstance that prevents them from contacting or obtaining their parents' information?" A note below the question reads: "Select 'Yes' if the student wants a financial aid administrator at their school to determine their eligibility for a Direct Unsubsidized Loan *only*." There are two radio button options: "Yes" (unselected) and "No" (selected). At the bottom, there are "Previous" and "Continue" buttons.

Parent Wizard

Questions help student understand which parents need to report info on the FAFSA

FAFSA FORM 2024-25 Student **Raya Tran** Save | FAFSA Menu

1 Personal Circumstances 2 Demographics 3 Financials 4 Colleges 5 Signature

Tell Us About Your Parents

On the FAFSA® form, your “Parent” is your legal (biological or adoptive) parent or stepparent who supports you financially.

Are your parents married to each other?

Yes No

You will need to provide information for your parents
Based on your answers in this section, you'll need to provide information about both of your parents on your FAFSA form. You can invite your parents to your form so they can complete their required sections.

Previous Continue

A man with grey hair and a light blue shirt is sitting at a desk, looking at a laptop screen. He has his hand on his chin, appearing thoughtful. The background is a blurred indoor setting.

What Parents Are on the FAFSA?

- Biological or adoptive parent(s)
- Include both parents if parents are married or are not married but live together
- Married parents include same-sex couples
- If separated but living together, select “Married”
- In the case of divorce/separation, use the parent that provided more financial support in the last 12 months, and the step-parent if that parent is remarried
 - If financial support was equal, select the parent with the higher income or assets
 - If no financial support was given to the student in the past 12 months, select the parent who provided the most support in the year when the student last received support from a parent

Student Invites Parents to the FAFSA

- Student enters personal information about parents to send them an invite to the FAFSA
- Parent email address does not have to match parent's FSA ID email address

Student Demographics: Gender

- Optional question
- Does not affect aid eligibility
- Is not shared with colleges
- Can select *Prefer not to answer*

FAFSA[®] FORM 2024-25 Student Raya Tran Save FAFSA Menu

Personal Circumstances 2 Demographics 3 Financials 4 Colleges 5 Signature

Student Demographic Information

~~Questions Used for Research Purposes Only and Do Not Affect Federal Student Aid Eligibility~~

Your answers will not

- affect the student's eligibility for federal student aid,
- be used in any calculations, and
- be shared with the schools to which the student applies.

What is the student's gender?

Male

Female

Nonbinary or another gender

Prefer not to answer

Is the student transgender?

Yes No

Prefer not to answer

Previous Continue

Student Race and Ethnicity

- Optional question
- Does not affect aid eligibility
- Is not shared with colleges
- Can select *Prefer not to answer*

FAFSA[®] FORM 2024-25 Student Raya Tran Save FAFSA Menu

Personal Circumstances Demographics Financials Colleges Signature

Student Race and Ethnicity

~~Questions Used for Research Purposes Only and Do Not Affect Federal Student Aid Eligibility~~

Your answers will not

- affect the student's eligibility for federal student aid,
- be used in any calculations, and
- be shared with the schools to which the student applies.

Is the student of Hispanic, Latino, or Spanish origin?
Select all that apply.

No, not of Hispanic, Latino, or Spanish origin

Yes, Mexican, Mexican American, or Chicano

Yes, Puerto Rican

Yes, Cuban

Yes, another Hispanic, Latino, or Spanish origin

Prefer not to answer

Student Citizenship Status

Who is eligible for federal student aid?

- U.S. citizens
- Eligible non-citizens, including:
 - U.S. Nationals
 - Permanent Residents
 - Carriers of Arrival-Departure Records (I-94)
 - Holders (student or parent) of a T-visa
 - “Battered immigrant-qualified aliens”
 - Citizens of the Federated States of Micronesia, the Republic of the Marshall Islands, and the Republic of Palau

Citizenship status will be verified by:

- the Social Security Administration (citizens)
- the Department of Homeland Security (eligible non-citizens)

The screenshot shows the FAFSA 2024-25 form for Student Raya Tran. The progress bar indicates that the 'Personal Circumstances' section is complete, and the 'Demographics' section is currently active. The 'Student Citizenship Status' section has three radio button options: 'U.S. citizen or national' (selected), 'Eligible noncitizen', and 'Neither U.S. citizen nor eligible noncitizen'. A 'Previous' button is visible at the bottom of the form.

Parent Education Status

FAFSA[®] FORM 2024-25 Student Raya Tran Save FAFSA Menu

1 Personal Circumstances 2 **Demographics** 3 Financials 4 Colleges 5 Signature

Parent Education Status

Did either of the student's parents attend college?

Yes No

Don't know

[Previous](#) [Continue](#)

Parent Killed in Line of Duty

FAFSA® FORM 2024-25 Student Raya Tran Save | FAFSA Menu

Personal Circumstances **2** Demographics Financials 3 Colleges 4 Signature 5

Parent Killed in Line of Duty

Was the student's parent or guardian killed in the line of duty while (1) serving on active duty as a member of the Armed forces on or after September 11, 2001 or (2) performing official duties as a public safety officer?

Public safety officers include law enforcement officers, firefighters, and emergency service workers.

Yes No

Previous Continue

Student High School Completion Status

FAFSA[®] FORM 2024–25 Student Raya Tran Save FAFSA Menu

1 Personal Circumstances 2 **Demographics** 3 Financials 4 Colleges 5 Signature

Student High School Completion Status

What will the student's high school completion status be at the beginning of the 2024–25 school year?

High school diploma

State-recognized high school equivalent (e.g., GED certificate)

Homeschooled

None of the above

Previous Continue

Student High School Information

- If students selects *High school diploma*, will need to report the high school
- The student enters the school's city and state and selects the school from the search results

FAFSA[®] FORM 2024-25 Student Raya Tran Save FAFSA Menu

1 Personal Circumstances 2 Demographics 3 Financials 4 Colleges 5 Signature

High School Information

From what high school did or will the student graduate?

State
New York (NY)

City
Brooklyn

High School Name - optional
Brown Hi

Search

Previous Continue

FAFSA[®] FORM 2024-25 Student Raya Tran Save FAFSA Menu

1 Personal Circumstances 2 Demographics 3 Financials 4 Colleges 5 Signature

High School Information

From what high school did or will the student graduate?

State
New York (NY)

City
Brooklyn

High School Name - optional
Brown High School

Brown High School
Brooklyn, New York (NY)

Search Again

Previous Continue

Student Tax Return Info

- Questions about the 2022 federal tax return
 - Any grant, scholarship, or AmeriCorps benefit reported as income to IRS
 - Any foreign earned income exclusion
- All other tax return data will be pulled in automatically

FAFSA[®]

FORM 2024-25

Student Raya Tran

✓
Personal Circumstances

✓
Demographics

3
Financials

4
Colleges

5
Signature

Student 2022 Tax Return Information

Refer to the student's 2022 tax return to answer the following questions.
Convert all currency to U.S. dollars.

Amount of College Grants, Scholarships, or AmeriCorps Benefits Reported as Income to the IRS (optional)

The student paid taxes on these grants, scholarships, or benefits. These usually apply to those renewing their FAFSA[®] form, not to first-time applicants.

\$

.00
 ⓘ

Foreign Earned Income Exclusion

\$

.00

Previous

Continue

MEFA Massachusetts Educational Financing Authority and MEFA are registered service marks of the Massachusetts Educational Financing Authority. © 2023 MEFA. ALL RIGHTS RESERVED.

Student Assets

- Current balance of cash, savings, and checking accounts
- Net value of any investments
- Net value of any business or farm

The screenshot shows the FAFSA 2024-25 application interface for Student Raya Tran. The progress bar indicates that the 'Financials' section (step 3) is currently active, with 'Personal Circumstances' (step 1) and 'Demographics' (step 2) completed, and 'Colleges' (step 4) and 'Signature' (step 5) yet to be completed. The 'Student Assets' section is displayed, featuring three input fields for monetary values. The first field, 'Current Total of Cash, Savings, and Checking Accounts', has a value of \$500.00. The second field, 'Current Net Worth of Businesses and Investment Farms', has a value of \$0.00. The third field, 'Current Net Worth of Investments, Including Real Estate', also has a value of \$0.00. Each field includes a dollar sign on the left and a cents input on the right. Navigation buttons for 'Previous' and 'Continue' are located at the bottom of the form.

FAFSA[®] FORM 2024-25 Student Raya Tran Save FAFSA Menu

Personal Circumstances Demographics **3** Financials 4 Colleges 5 Signature

Student Assets

Current Total of Cash, Savings, and Checking Accounts
Don't include student financial aid

\$ 500 .00

Current Net Worth of Businesses and Investment Farms
Enter the net worth of the student's businesses or for-profit agricultural operations. Net worth is the value of the businesses or farms minus any debts owed against them.

\$ 0 .00

Current Net Worth of Investments, Including Real Estate
Don't include the home the student lives in. Net worth is the value of the investments minus any debts owed against them.

\$ 0 .00

Previous Continue

College Search

- Select up to 20 schools
- Search by entering a state, city, and/or school name

FAFSA FORM 2024-25 Student **Raya Tran** Save | FAFSA Menu

Personal Circumstances Demographics Financials **Colleges** Signature

Where should we send your FAFSA?

Search for the colleges to which you'd like to send your FAFSA® information.
You can add up to 20 colleges to your FAFSA form.

0 of 20 Schools Selected View Selected Schools

Search by School Name Search by School Code

State
Cali California (CA)

School Name - optional

Search

Previous Continue

Rice University Burlington, California (CA)	Federal School Code B09773	+ Select
Rhodes College Centerville, California (CA)	Federal School Code E89235	+ Select
Smith College Lexington, California (CA)	Federal School Code G92383	+ Select
Macalester College Madison, California (CA)	Federal School Code 038412	+ Select
Wellesley College Springfield, California (CA)	Federal School Code F09983	Selected

Search and Select Schools

< Previous 1 2 3 4 5 Next >

Previous Continue

4 of 20 schools have been selected Search and Select Schools

Selected Colleges

Student can re-order schools if school's state requires it be higher on the list

FAFSA FORM 2024-25 Student *Raya Tran* Save FAFSA Menu

Personal Circumstances Demographics Financials **Colleges** Signature

Selected Colleges

These are the colleges you want to receive your FAFSA information

To change the position of a school in your list, use the up and down arrow buttons to the left of the schools name.

School list guidelines for Connecticut residents

To be eligible for state grant aid in Connecticut, you must list an eligible in-state college within the first 2 positions. If you update your school choices later, please notify your state agency by sending an email to sfa@ctohe.org

12 of 20 Schools Selected

Showing 1 to 10 of 12

1	^ v	University of California Northridge, CA	Federal School Code G03453	Remove	View Info
2	^ v	University of California Northridge, CA	Federal School Code G03453	Remove	View Info
3	^ v	University of California Northridge, CA	Federal School Code G03453	Remove	View Info

4	^ v	University of California Northridge, CA	Federal School Code G03453	Remove	View Info
5	^ v	University of California Northridge, CA	Federal School Code G03453	Remove	View Info
6	^ v	University of California Northridge, CA	Federal School Code G03453	Remove	View Info
7	^ v	University of California Northridge, CA	Federal School Code G03453	Remove	View Info
8	^ v	University of California Northridge, CA	Federal School Code G03453	Remove	View Info
9	^ v	University of California Northridge, CA	Federal School Code G03453	Remove	View Info
10	^ v	University of California Northridge, CA	Federal School Code G03453	Remove	View Info

Search and Select Schools

< Previous 1 2 Next >

Previous Continue

Student Review Page

- Can expand all or expand each section
- To edit a response, select the question's hyperlink to be taken to the corresponding page
- Data transferred from the IRS will not display on this page

FAFSA[®] FORM 2024-25 Student Raya Tran Save FAFSA Menu

Take a moment to review before signing

Expand the sections below to review and edit the information you've entered before you sign your portion of the form.

Student Sections Expand All

- Introduction Personal Identifiers
- Section 1 Personal Circumstances
- Section 2 Demographics
- Section 3 Financials
- Section 4 Colleges
- Section 5 Signature

Contributor Details

Student sees any Contributors who have been invited and the invitation status

Parent Contributor Section

● **This Section is Shared With 2 Contributors**

Your FAFSA form is shared with the individuals listed below. You can request, manage, or remove signatures and contributions from this page or in your FAFSA form.

Parent Contributors	Date Request Sent	Status	Edit
Alcina Tran	07/13/2024	✔ Invite Sent	
Travis Tran	07/13/2024	✔ Invite Sent	

Previous
Continue

Student Signature

- Student agrees to terms and conditions and can submit the student section
- The FAFSA is not considered complete nor processed until all sections are sent

FAFSA® FORM 2024-25 Student Raya Tran Save FAFSA Menu

Personal Circumstances Demographics Financials Colleges **5** Signature

Sign and Complete Your Part

Summary

This page confirms you understand the terms and conditions of the FAFSA form, and that you have filled it out accurately to the best of your ability.

The FAFSA form is a legal document you will electronically sign with your FSA ID. Because this is associated with your personal information, do not share it with anyone.

By signing this application electronically using your FSA ID (username and password) and/or any other credential or by signing a signature page and mailing it to us, YOU, THE STUDENT, certify that you

- will use federal and/or state student financial aid only to pay the cost of attending an institution of higher education,
- are not in default on a federal student loan or have made satisfactory arrangements to repay it,
- do not owe money back on a federal student grant or have made satisfactory arrangements to repay it,
- will notify your school if you default on a federal student loan, and
- will not receive a Federal Pell Grant from more than one school for the same period of time.

Student Section Complete

- Lists next steps and how to track FAFSA status
- Reminds student all Contributors must complete and sign their sections
- Shows status of Contributors' sections

FAFSA FORM 2024-25 Student Raya Tran FAFSA Menu

You're Almost There!
The Student Section is complete!

Parent Contributors

Requirements for Dependent Students
Your FAFSA form is not complete until your parents complete the contributor section of the form and sign it. Once completed, your FAFSA form will be submitted for processing.

Parent Contributors	Date Request Sent	Status
Alcina Tran	07/13/2024	Invite Sent
Travis Tran	07/13/2024	Invite Sent

Track and Manage Your FAFSA Application and Your Contributors [View Status](#)

This application has been added to My Activity in your StudentAid.gov account. Go there to:

- Review, edit, or cancel any FAFSA application information.
- Revise your household size, contact your schools.
- Start your state application to apply for state-based financial aid

Here's What You Can Do Next

- Check Your Email**
You will receive an email version of this page at the following email address: rayaatran@gmail.com.
- Your FAFSA® Form Still Needs Contributor Information**
The contributor(s) you selected will receive an email invitation to join your form every seven days until the application is complete.

Things You Should Know

View Your FAFSA® Submission Summary

Once your application is complete and submitted, you can view your FAFSA Submission Summary, a summary of the information you provided on your FAFSA form. You'll be able to access the FAFSA Submission Summary one to three days after you submit your application by logging back in with your account username and password (FSA ID).

Questions About Your Eligibility For Aid?

Visit the "FAFSA Help" page for more information.

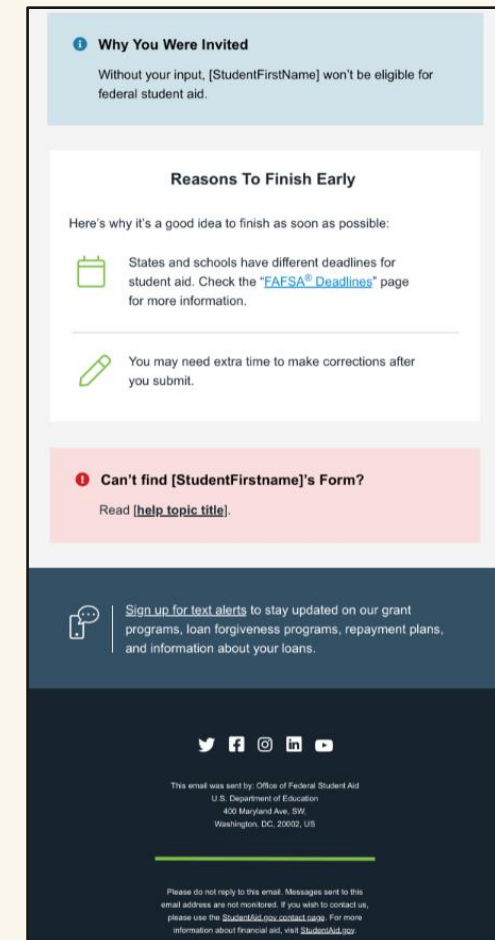
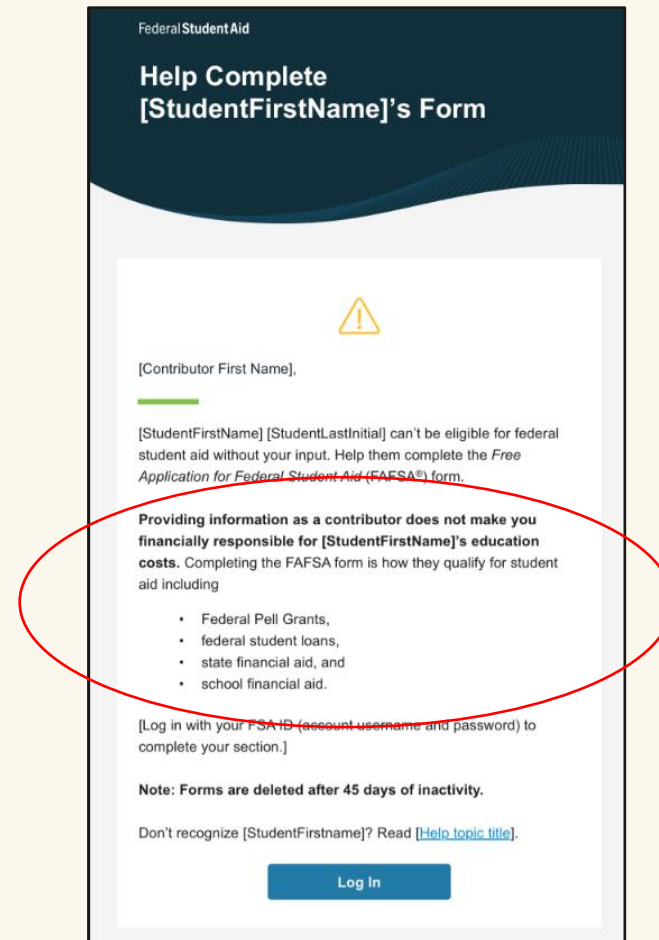
[Get Help >](#)

We strongly recommend that your parent(s) complete their own section. If that isn't possible, you can manually provide their information, but you will not be eligible for federal student aid, including grants and loans, until they provide consent and sign the form.

[Provide Parent Information Manually >](#)

Parent Email Invitation

- Parent will get email invitation to do FAFSA
- Parent clicks *Log In* to get to FAFSA log-in
- Text stresses completing the FAFSA does not make the parent financially responsible
- Parent *can* start the FAFSA before the student; will review that process at the end



Parent Log-In Page

- Parent enters FSA ID
- If parent does not yet have an FSA ID, parent should click *Create an Account*

An official website of the United States government. Help Center Submit a Complaint English | Español

Federal Student Aid AN OFFICE OF THE U.S. DEPARTMENT OF EDUCATION FAFSA® Form ▾ Loans and Grants ▾ Loan Repayment ▾ Loan Forgiveness ▾ Log In | Create Account 🔍

Log In ↗

Email, Phone, or FSA ID Username
test595011623

Password
..... Show Password

Log In

Forgot My Username | Forgot My Password

Create an Account

Help Me Log In to My Account

Help Center | Contact Us | Site Feedback

About Us Announcements Data Center Resources Forms Library

Federal Student Aid AN OFFICE OF THE U.S. DEPARTMENT OF EDUCATION

Notices | usa.gov | vote.gov | ed.gov | Site Feedback

Parent Activity Page

- After logging in, parent is brought to *My Activity* page
- Parent will see an invitation to be a Contributor on the student's FAFSA

The screenshot shows the 'My Activity' page on the Federal Student Aid website. At the top, there is a navigation bar with the Federal Student Aid logo, a search icon, and a user profile icon labeled 'Alcina'. Below the navigation bar, the page title 'My Activity' is displayed. Underneath, the section 'Currently Active' contains a large blue banner with the text: 'You have been requested to be a Contributor on a FAFSA for Raya Tran'. It explains that the FAFSA form helps students apply for federal grants, work-study, and loans. There are two buttons: 'Decline Invitation' and 'Get Started'. To the right of the text is a large 'FAFSA' logo with an illustration of a student. Below the banner, there are two white boxes with yellow warning icons and the text 'Action Required'. The first box is for 'Borrower Defense Case #07688447' with a 'Last Updated: 06/27/2022' timestamp. The second box is for 'PSLF Application' with a 'Last Updated: 06/22/2022' timestamp and a logo for 'The Peace Corps'.

Contributor Role

- Parent gets details about the Contributor role
- After clicking *Continue*, parent will see the same onboarding slides the student viewed

FAFSA FORM 2024-25 Parent of Raya Tran

Parent Contributing to the FAFSA® Form

You have entered Raya Tran's FAFSA® form!

- This FAFSA form can't be submitted for processing until you provide some required personal and financial information.
- You can save this form and come back to it later.

Frequently Asked Questions

Why have I been invited to contribute to this FAFSA® form?

You have been invited to the student's form to provide personal and financial information that will help determine their eligibility for federal student aid.

Answers on the student's FAFSA form have indicated that you will need to provide additional information as a contributor to help determine their eligibility for federal student aid.

Does contributing to the form mean I'm responsible to pay for college?

No! Providing your consent and personal and financial information doesn't make you financially responsible for the student's education costs.

What do I need to complete my section(s)?

You may need the following documents or information: your tax returns; records of child support received; current balances of cash, savings, and checking accounts; and net worth of investments, businesses, and farms.

What kind of information will I be asked to provide?

You'll need to provide consent for the student to be eligible for federal student aid, including grants and loans. With your consent, we can obtain your federal tax information automatically from the IRS to help you complete your section of the student's FAFSA form. You'll also need to provide personal and financial information.

What happens after I complete my sections?

After you submit your required sections and the student's FAFSA form is processed, the student will receive a FAFSA Submission Summary. It will include the Student Aid Index (SAI), a number used to determine federal student aid eligibility. Schools will use the SAI to create a financial aid offer that explains the types and amounts of aid they are offering the student.

[Previous](#) [Continue](#)

Parent Identity Information

- Parent info from the FSA ID for review
- Any changes to info must be made under *Account Settings* on StudentAid.gov except mailing address, which can be corrected on the screen

FAFSA® FORM 2024-25 Parent of **Raya Tran**

Parent Identity Information

Review the information below and verify that it's correct before moving forward.

Name
Alcina Tran

Date of Birth
05/05/1973

Social Security Number
•••••-1234

Email Address
alcinatran@school.edu

Mobile Phone Number
(555) 555-5555

To update this information for all federal student aid communications, go to Account Settings.

Permanent Mailing Address
Include apartment number.

12345 Sesame Street

City
New York

State
New York (NY) ▾

Zip Code
67891

Country
United States of America (US) ▾

Previous Continue

Parent Provides Consent

- By providing consent, the Contributor allows the FAFSA to pull federal tax data directly into the FAFSA from the IRS
- Every Contributor **MUST** provide consent in order for the student to receive need-based federal aid
- Select *Approve* to provide consent

FAFSA FORM 2024-25 Parent of Raya Tran Save FAFSA Menu

Provide Consent or the Student Will Be Ineligible for Federal Student Aid

Summary

Your consent is needed to retrieve and disclose federal tax information (FTI). With your consent, we can obtain tax return information automatically from the IRS to help you complete your section of the student's FAFSA[®] form. If you don't provide consent, the student will not be eligible for federal student aid, including grants and loans. You must provide consent even if you didn't file a U.S. federal tax return or any tax return at all.

- Get your 2022 tax return information for the 2024-25 FAFSA form.
- Tax return information is required to complete the FAFSA form.
- FTI is used to determine the student's eligibility for federal student aid.

Under penalty of law, I certify that I am the individual associated with the FSA ID log-in credentials used to access the FAFSA form to provide the necessary approval and consent for the disclosure and use of my federal tax information (FTI) from the U.S. Department of the Treasury. By accepting below, I approve and consent to:

- The U.S. Department of Education to disclose my Social Security number, last name, and date of birth to the U.S. Department of the Treasury in order to obtain my FTI only for the purpose of determining the eligibility for, and the amount of, federal student aid for myself or of others for which I participated and shared my FTI by a program authorized under subpart 1 of Part A, Part C, or Part D of Title IV of the *Higher Education Act of 1965*, as amended.
- The use of my FTI by U.S. Department of Education officials and contractors (as defined in 26 U.S.C. § 6103(i)(13)), only for the purpose of determining the eligibility for, and amount of, federal student aid for myself or of others for which I participated and shared my FTI by a program authorized under Title IV of the *Higher Education Act of 1965*, as amended.
- The U.S. Department of Education to redisclose my FTI received from the U.S. Department of the Treasury, pursuant to 26 U.S.C 6103(i)(13)(D)(iii), which includes:
 - institutions of higher education participating in the federal student aid programs authorized under the *Higher Education Act of 1965*, as amended;
 - state higher education agencies; and
 - scholarship organizations designated prior to Dec. 19, 2019, by the Secretary of Education.
- The use of my FTI for the application, award, and administration of student aid awarded by the federal government, institutions of higher education, state higher education agencies, and designated scholarship organizations.
- The redisclosure of my FTI to any future 2024-25 FAFSA forms for which I elect to participate (e.g., if I elect to participate in my child's FAFSA form or to complete my own FAFSA form after participating in another FAFSA form). My FTI will be redisclosed to these additional applications upon my affirmation to participate. I understand that I may decline an invitation to participate, which will prevent the transfer of my FTI to that FAFSA form.

Parent Marital Status

FAFSA[®] FORM 2024-25 Parent of Raya Tran Save FAFSA Menu

1 Demographics 2 Financials 3 Signature

Parent Current Marital Status

Single (Never Married)

Unmarried and both legal parents living together

Married (not Separated)

Remarried

Separated

Divorced

Widowed

Previous Continue

Parent Federal Benefits Received

FAFSA[®] FORM 2024-25 Parent of Raya Tran Save FAFSA Menu

Demographics 2 Financials 3 Signature

Federal Benefits Received

Questions Don't Affect Federal Student Aid Eligibility
Your answers to these questions will not affect the student's eligibility for federal student aid or these federal benefits.

At any time during 2022 or 2023, did the parent or anyone in their family receive benefits from any of the following federal programs? ⓘ

Select all that apply:

- Earned Income Tax Credit (EITC)
- Federal Housing Assistance
- Free or Reduced Price School Lunch
- Medicaid
- Refundable Credit for Coverage Under a Qualified Health Plan (QHP)
- Supplemental Nutrition Assistance Program (SNAP) ⓘ
- Supplemental Security Income (SSI)
- Temporary Assistance for Needy Families (TANF) ⓘ
- Special Supplemental Nutrition Program for Women, Infants, and Children (WIC) ⓘ
- None of these apply.

Previous Continue

Parent Tax Filing Status

FAFSA[®] FORM 2024-25 Parent of Raya Tran Save | FAFSA Menu

Demographics 2 Financials 3 Signature

Parent Tax Filing Status

Did or will the parent file a 2022 joint tax return with their current spouse?

Yes No

Previous Continue

Family Size

- FAFSA will automatically assume family size based on number of individuals claimed on tax return
- Parents will likely not see this number
- Parents can manually report a number if desired
- Include any dependents who live with the parent and will receive more than half of their financial support from parents 7/1/24-6/30/25

The screenshot shows the FAFSA 2024-25 application interface for a parent of Raya Tran. The progress bar indicates that the Demographics section is complete, and the Financials section is currently active. The Family Size section asks if the parent's family size is different from the number of individuals claimed on their 2022 tax return. The 'Yes' option is selected. Below this, a summary box shows the parent's family size is 3, broken down as Parent: 1, Other Parent: 1, Student: 1, and Parent's Children and Other Dependents: 1. The next question asks for the number of children or other dependents who live with the parent and will receive more than half of their support from the parent between July 1, 2024, and June 30, 2025. The number 1 is entered in the provided field. The 'Continue' button is highlighted in blue.

FAFSA[®] FORM 2024-25 Parent of Raya Tran Save FAFSA Menu

Demographics Financials Signature

Family Size

Is the parent's family size different from the number of individuals claimed on their 2022 tax return?

Yes No

The parent's family size is 3
Parent: 1 Other Parent: 1 Student: 1 Parent's Children and Other Dependents: 1

Enter the number of children or other dependents who live with the parent and will receive more than half of their support from the parent between July 1, 2024 and June 30, 2025?
Do not include the student applicant.

1 ?

Previous Continue

Number in College

- Report how many people will be in college between July 1, 2024, and June 30, 2025
- Do not include parents
- Will not be used in calculation of federal aid
- Colleges can choose to use this info to award institutional (college) funds

The screenshot shows the FAFSA 2024-25 interface for a parent of Raya Tran. The progress bar indicates three steps: Demographics (completed), Financials (current), and Signature. The 'Number in College' section asks for the number of people in the parent's family who will be in college between July 1, 2024, and June 30, 2025, excluding parents. A text input field contains the number '1' and a help icon. 'Previous' and 'Continue' buttons are at the bottom.

FAFSA[®] FORM 2024-25 Parent of Raya Tran Save FAFSA Menu

Demographics Financials Signature

Number in College

How many people in the parent's family will be in college between July 1, 2024, and June 30, 2025?

Do not include the parent.

 ?

Parent Tax Return Information

Parents asked to report any:

- Earned Income Credit
- Grants, scholarships, or AmeriCorps benefits reported as income
- Foreign earned income exclusion

The screenshot shows the FAFSA 2024-25 interface for a parent of Raya Tran. The progress bar indicates that the 'Demographics' section is complete, and the user is currently on the 'Financials' section. The 'Parent 2022 Tax Return Information' section is active, with instructions to refer to the parent's 2022 tax return and convert all currency to U.S. dollars. The first question is 'Did the parent receive the Earned Income Tax Credit (EITC)?' with radio button options for 'Yes', 'No', and 'Don't know'. The 'No' option is selected. Below this, there are two optional questions: 'Amount of College Grants, Scholarships, or AmeriCorps Benefits Reported as Income to the IRS (optional)' and 'Foreign Earned Income Exclusion'. Both of these questions have input fields showing a value of 0.00. At the bottom of the form, there are 'Previous' and 'Continue' buttons.

FAFSA[®] FORM 2024-25 Parent of Raya Tran Save FAFSA Menu

Demographics Financials Signature

Parent 2022 Tax Return Information

Refer to the parent's 2022 tax return to answer the following questions.
Convert all currency to U.S. dollars.

Did the parent receive the Earned Income Tax Credit (EITC)?

Yes No Don't know

Amount of College Grants, Scholarships, or AmeriCorps Benefits Reported as Income to the IRS (optional)

The parent paid taxes on these grants, scholarships, or benefits. These usually apply to those renewing their FAFSA[®] form, not to first-time applicants.

\$ 0 .00

Foreign Earned Income Exclusion

\$ 0 .00

Previous Continue

Parent Assets

- Annual child support received
- Current balance of cash, savings, and checking accounts
- Net value of investments
 - Real estate
 - Mutual funds, stocks, bonds
 - 529 college savings accounts (only for the student)
 - Exclude: primary home, life insurance, retirement accounts
- Net value of all businesses and farms value (in the past some were excluded)
- If parent income <\$60,000, no asset questions will be asked

The screenshot shows the FAFSA 2024-25 application interface for a parent of Raya Tran. The 'Financials' step is active, with progress indicators for Demographics, Financials, and Signature. The 'Annual Child Support Received' section shows a value of \$0.00. The 'Parent Assets' section includes three sub-sections: 'Current Total of Cash, Savings, and Checking Accounts' with a value of \$10,000.00, 'Current Net Worth of Businesses and Investment Farms' with a value of \$0.00, and 'Current Net Worth of Investments, Including Real Estate' with a value of \$5,000.00. Navigation buttons for 'Previous' and 'Continue' are visible at the bottom.

FAFSA[®] FORM 2024-25 Parent of Raya Tran Save FAFSA Menu

Demographics Financials Signature

Annual Child Support Received
Enter total amount received in child support for the last complete calendar year.

\$ 0 .00

Parent Assets

Current Total of Cash, Savings, and Checking Accounts
Don't include student financial aid

\$ 10,000 .00

Current Net Worth of Businesses and Investment Farms
Enter the net worth of your businesses or for-profit agricultural operations. Net worth is the value of your businesses or farms minus any debts owed against them.

\$ 0 .00

Current Net Worth of Investments, Including Real Estate
Don't include the home you live in. Net worth is the value of your investments minus any debts owed against them.

\$ 5,000 .00

Previous Continue

Other Parent Information

Parent provides information about other parent (if married or living together) or current spouse

FAFSA[®] FORM 2024-25 Parent of Raya Tran Save FAFSA Menu

Demographics 2 Financials 3 Signature

Other Parent's Information

Enter the following information about the other parent.

Other Parent

First Name
Travis

Last Name
Tran

Date of Birth
Month Day Year
02 01 1970

Social Security Number (SSN)
***** Show

Email Address
travistran@gmail.com

Confirm Email Address
travistran@gmail.com

Previous Continue

Parent Review Page

- Can expand all or expand each section
- To edit a response, select the question's hyperlink to be taken to the corresponding page
- Data transferred from the IRS will not display on this page

The screenshot shows the FAFSA 2024-25 Parent Contributor Review Page. At the top, it displays the FAFSA logo, the form year (2024-25), and the user's role as 'Parent of Raya Tran'. There are 'Save' and 'FAFSA Menu' options in the top right. The main heading is 'Take a moment to review before signing', followed by a sub-heading: 'Expand the sections below to review and edit the information you've entered before you sign your portion of the form.' Below this is an illustration of a family riding bicycles. The 'Parent Contributor Sections' are listed in a table-like format, each with a status indicator (a green checkmark for completed sections and a grey circle for the signature section) and a dropdown arrow to expand the section. The sections are: Introduction Personal Identifiers, Section 1 Demographics, Section 2 Financials, and Section 3 Signature. At the bottom, there are 'Previous' and 'Continue' buttons.

Parent Contributor Sections		Expand All
Introduction	Personal Identifiers	⌵
Section 1	Demographics	⌵
Section 2	Financials	⌵
Section 3	Signature	⌵

Previous Continue

Parent Signature

- Parent agrees to terms and conditions and can submit the parent section
- The FAFSA is not considered complete nor processed until all sections are sent

The screenshot shows the FAFSA 2024-25 Parent Signature section. At the top, it says "FAFSA FORM 2024-25" and "Parent of Raya Tran". There are three progress indicators: "Demographics" (checked), "Financials" (checked), and "Signature" (3). Below the progress indicators is the heading "Sign and Complete Your Section". A green box contains a "Summary" section with the following text: "This page confirms that you understand the terms and conditions of the FAFSA® form and filled out the form accurately to the best of your ability. The FAFSA form is a legal document you will electronically sign with your account username and password (FSA ID). Because your FSA ID is associated with your personal information, do not share it with anyone." Below the summary is a paragraph: "By signing the student's application electronically using your account username and password, YOU, THE PARENT, certify that all of the information you provided is true and complete to the best of your knowledge and you agree, if asked, to provide" followed by a bulleted list: "• information that will verify the accuracy of your completed form, and" and "• U.S. or foreign income tax forms that you filed or are required to file." Below the list is another paragraph: "You also certify that you understand that the Secretary of Education has the authority to verify information reported on your application." Below that is another paragraph: "If you sign this application or any document related to the federal student aid programs electronically using a username and password, and/or any other credential, you certify that you are the person identified by the username and password, and/or any other credential and have not disclosed that username and password, and/or any other credential to anyone else. If you purposefully give false or misleading information, including applying as an independent student without meeting the unusual circumstances required to qualify for such a status, you may be subject to criminal penalties under 20 U.S.C. 1097, which may include a fine up to \$20,000, imprisonment, or both." Below the paragraphs is the heading "Sign for yourself and submit the application for Raya Tran (Student)." and a checkbox that is checked with the text "I, Alcina Tran, agree to the terms outlined above." At the bottom, there are two buttons: "Cancel" and "Sign and Submit".

FAFSA Confirmation

- If parent completed the last required section, the FAFSA will be submitted for processing
- Page provides info on tracking the FAFSA and next steps
- Student will receive an email with detailed confirmation info

FAFSA FORM 2024-25 Parent of Raya Tran Save FAFSA Menu

Congratulations, the FAFSA Form Is Complete!

Raya Tran

Completion Date 10/12/2024

What Happens Next

- Email sent**
Confirm that the student received an email version of this page.
- The Student Will Receive Notification of Processing**
In one to three days, the student will receive a notification by email that their FAFSA form was processed and sent to the student's schools.
- The Student Will Receive School Communications**
We use the information collected on the student's FAFSA form to calculate their Student Aid Index (SAI). The SAI lets schools determine how much aid the student is eligible to receive. Schools will reach out to the student if they need more information. They will also contact the student with financial aid offers. Once received, the student can contact their financial aid offices directly to ask questions about their student aid packages.

Track and Manage the Student's FAFSA Form View Status

You can check the status of the student's application in the "My Activity" section of your StudentAid.gov account. We will let you know if we need anything more from you.

Parent Starting the FAFSA First

- If parent wants to start FAFSA before the student, clicks *Start a New Form* on FAFSA homepage fafsa.gov

An official website of the United States government. Help Center English | Español

Federal StudentAid
OFFICE OF THE U.S. DEPARTMENT OF EDUCATION

FAFSA | Loans & Grants | Repayment | Loan Forgiveness

Log In | Create Account

Get Money to Pay for School

Use the Free Application for Federal Student Aid (FAFSA®) form to apply for financial aid for college or graduate school.

2024-25 FAFSA Form

Start a New Form Edit Existing Form

Need to access last year's form? Start or Edit a 2023-24 Form

Check FAFSA® Deadlines for the State You Live In

Some states and colleges use FAFSA information to award their own grants, scholarships, and loans. Check your state's deadlines here!

School Year: [Dropdown] State of Residence: [Dropdown] Find Deadlines

[View All FAFSA Deadlines](#)

Who Should Complete This?

Any student, regardless of income, who wants to be considered for federal, state, and school financial aid programs, which includes scholarships, grants, loans, and Federal work-study.

How Long Will it Take?

It takes most people less than an hour to complete, including gathering any documents or data needed.

What Do I Need?

- Verified StudentAid.gov account
- Social Security Number
- Parent or spouse contributor email addresses
- Income and asset information, if required

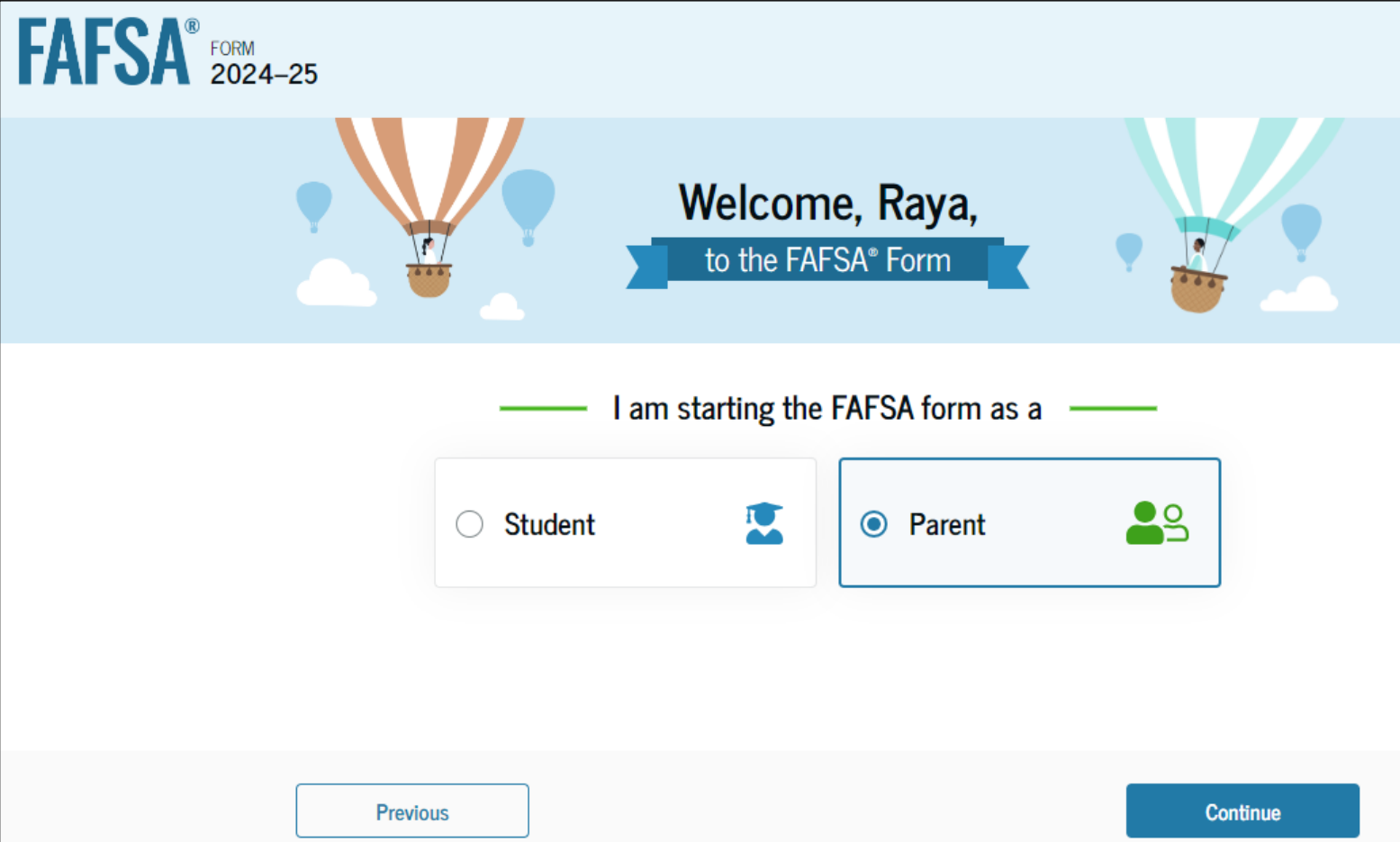
Parent Log-In

Parent should log in with FSA ID or click
Create an Account to get an FSA ID

The screenshot shows the Federal Student Aid website's parent log-in interface. At the top, there is a navigation bar with the Federal Student Aid logo, a search icon, and links for 'Help Center', 'Submit a Complaint', and language options 'English | Español'. Below this is a secondary navigation bar with links for 'FAFSA Form', 'Loans and Grants', 'Loan Repayment', and 'Loan Forgiveness', along with 'Log In | Create Account' and a search icon. The main content area features a central 'Log In' box with a blue arrow icon. Inside this box, there are two input fields: 'Email, Phone, or FSA ID Username' containing the text 'test595011023' and 'Password' with masked characters and a 'Show Password' link. Below the fields is a blue 'Log In' button, followed by links for 'Forgot My Username' and 'Forgot My Password', and a 'Create an Account' link. At the bottom of the box is a link that says 'Help Me Log In to My Account'. The footer of the page includes a row of links: 'Help Center | Contact Us | Site Feedback' on the left and 'About Us | Announcements | Data Center | Resources | Forms Library' on the right. The bottom-most section contains the Federal Student Aid logo, social media icons for Twitter, Facebook, Instagram, LinkedIn, and YouTube, and a row of links: 'Notices | usa.gov | vote.gov | ed.gov | Site Feedback'.

Parent Role

Parents selects “I am starting the FAFSA form as a Parent”



The screenshot shows the FAFSA 2024-25 welcome page. At the top left, it says "FAFSA[®] FORM 2024-25". The main heading reads "Welcome, Raya, to the FAFSA[®] Form". Below this, a green line is followed by the text "I am starting the FAFSA form as a". There are two selection options: "Student" with a blue graduation cap icon and an unselected radio button, and "Parent" with a green icon of two people and a selected radio button. At the bottom, there are "Previous" and "Continue" buttons.

Student Information

- Parent provides student information
- Since student has not started a FAFSA, student will receive an email with notification that a FAFSA has been started on the student's behalf
- Student can then log in, provide consent for IRS data transfer, and sign the FAFSA
- The parent can answer the student questions
- If student hasn't yet provided consent, parent can manually enter student's tax return info

FAFSA® FORM 2024-25 Parent of Raya Tran

Student Information

Provide the information below before moving forward.

First Name

Middle Initial

Last Name

Date of Birth
 Month Day Year ?

Social Security Number (SSN) HIDE ⓘ

Email Address

Confirm Email Address

Mobile Phone

FAFSA Submission Summary (FSS)

- Summary of FAFSA information
- Lists when FAFSA was received and processed
- Links to aid summary and College Scorecard
- 4 tabs
 - Eligibility Overview
 - FAFSA Form Answers
 - School Information
 - Next Steps
- Will start becoming available by end of Jan 2024
- By Feb 2024, FSS should arrive 1-3 days after FAFSA submission

< Back Print This Page

FAFSA FORM 2024-25 **FAFSA Submission Summary**

Student Raya Tran	Application Received Sept. 10, 2024	Application Processed Sept. 12, 2024	Data Release Number [?] 2572	Viewing: Submission 1 [?]
--------------------------	--	---	--	---

Eligibility Overview FAFSA Form Answers School Information **Next Steps**

Eligibility Overview FAFSA Form Answers School Information **Next Steps**

Estimated Federal Student Aid

<p>Federal Pell Grant [?]</p> <p>A Federal Pell Grant is awarded to undergraduate students who have financial need and who have not earned a degree or are in a teacher certification program. Federal Pell Grants don't need to be repaid.</p> <p>Up to \$4,556</p>	<p>View All of Your Federal Student Aid in One Place</p> <p>View detailed information about your federal loan and grant aid, including your enrollment history, payment history, and subsidized usage.</p> <p>Visit Aid Summary</p>
<p>Federal Direct Loans [?]</p> <p>A federal direct loan is money lent by the government to you that you must repay with interest.</p> <p>Up to \$4,556</p>	
<p>Federal Work-Study [?]</p> <p>Federal Work-Study is a way for students to earn money to pay for school through part-time jobs on or off campus.</p> <p>You May Be Eligible</p>	

Amounts shown here are only estimates of federal student aid based on full-time enrollment and the average cost of attendance. Your school will determine how much student aid to offer you, which may include additional aid from your school or state.

[Learn more about financial aid](#)

Keep in mind, this is only an estimate

Always refer to your school's financial aid offer for a final determination of financial aid available.

Find the Right College or Career School

Use the College Scorecard to compare schools by size, location, graduation rate, and more.

[Visit College Scorecard](#)

Eligibility Overview

- Lists federal aid student may receive, including Pell Grant and Direct Loans (these are only estimates)
- List the Student Aid Index (SAI)

Your Student Aid Index (SAI)

Your SAI is a number used by your school to determine your federal student aid eligibility and to build your financial aid offer

-355 ?

[What does this mean?](#)

Eligibility Overview FAFSA Form Answers School Information **Next Steps**

Estimated Federal Student Aid

Federal Pell Grant ⓘ

A Federal Pell Grant is awarded to undergraduate students who have financial need and who have not earned a degree or are in a teacher certification program. Federal Pell Grants don't need to be repaid.

Up to **\$4,556**

Federal Direct Loans ⓘ

A federal direct loan is money lent by the government to you that you must repay with interest.

Up to **\$4,556**

Federal Work-Study ⓘ

Federal Work-Study is a way for students to earn money to pay for school through part-time jobs on or off campus.

You May Be Eligible

Amounts shown here are only estimates of federal student aid based on full-time enrollment and the average cost of attendance. Your school will determine how much student aid to offer you, which may include additional aid from your school or state.

[Learn more about financial aid](#)



Keep in mind, this is only an estimate

Always refer to your school's financial aid offer for a final determination of financial aid available.

FAFSA Form Answers

- Students sees answers provided by all Contributors
- Here the student can start a correction (not available until end of January 2024)
- Data transferred from the IRS will not display on this page

The screenshot displays the 'Your FAFSA® Form Answers' page. At the top, there are navigation tabs: 'Eligibility Overview', 'FAFSA Form Answers' (which is selected), 'School Information', and 'Next Steps' with a red exclamation mark icon. Below the tabs, the main heading is 'Your FAFSA® Form Answers'. A sub-heading reads: 'Review your responses carefully and make sure all the information you provided is correct. Start a correction to fix any errors and ensure that your form is processed correctly.' To the right of this text is a blue button labeled 'Make a Correction'. Below this is a section titled 'Student Sections' with an 'Expand All' dropdown arrow. The sections listed are: 'Introduction Personal Identifiers', 'Section 1 Personal Circumstances', 'Section 2 Demographics', 'Section 3 Financials', 'Section 4 Colleges', and 'Section 5 Signature'. Each section has a dropdown arrow on the right side.

School Information

Student sees the following information for each school selected:

- Graduation rate
- Retention rate
- Transfer rate
- Default rate
- Median debt upon completion
- Average annual cost

Eligibility Overview FAFSA Form Answers **School Information** Next Steps

Find an Affordable School
Many schools offer the opportunity to attend college affordably. Learn about the costs and benefits associated with the schools you listed on your form.

[Learn More on College Scorecard](#) Showing results for family income between **\$0-\$30,000**


School Name	Graduation Rate ?	Retention Rate ?	Transfer Rate ?	Default Rate ?	Median Debt Upon Completion ?	Average Annual Cost ?
George Washington University	15%	89%	26%	64%	\$56,000	\$102,000
University of North Carolina, Chapel Hill	26%	76%	25%	34%	\$24,000	\$38,000
University of California, North Ridge	55%	65%	35%	15%	\$19,000	\$24,000

[View All](#)

Next Steps

- Comments displayed based on student's FAFSA
- Some may require student to make a correction or send documentation to schools


[Eligibility Overview](#) [FAFSA Form Answers](#) [School Information](#) **[Next Steps](#)**

 **Next Steps**

- 1 Correct any errors on your FAFSA® form ⌵

- 2 Make sure your schools have everything they need ⌵


- 3 Look out for aid-related communications from your schools ⌵

 **For Your Awareness**

- VA Education and Training Benefits help veterans, service members, and their family members with needs like paying college tuition or finding the right school.

- Based on the information we have on record for you, your Student Aid Index (SAI) is 123,456,789. You may be eligible to receive a Federal Pell Grant and other federal student aid. Your college's or career school's financial aid office will use your SAI to determine your eligibility for other types of grants, scholarships, work-study funds, and loans

- The limit to the total amount of Federal Pell Grants that a student may receive is the equivalent of six school years. Once you've reached that limit, you can no longer receive a Federal Pell Grant.

 **Understand Your Tax Benefits**

Did you know that the IRS provides tax benefits for education? These tax benefits can be used to get back some of the money you spend on tuition or loan interest, or to maximize your college savings.

[Learn About Tax Benefits](#)

What Happens After Families Submit the FAFSA

- Colleges and the state receive the data electronically by end of January 2024
- Colleges may request additional documentation or additional information through a process called **Verification**
 - Families must comply with Verification to receive federal financial aid
- Colleges send out financial aid offers (typically Mar-April)

National and Community Resources

FAFSA Day

- Free assistance completing the FAFSA
- Events Oct-Feb
- More information at [FAFSADay.org](https://www.FAFSADay.org)

Educational Opportunity Centers

- Free financial aid help
- [MassEdCO.org](https://www.MassEdCO.org)



MassEdCO

Bridging the equity gap.



Things To Do

- Register for other MEFA webinars at mefa.org/mefa-institute
- Tell your students and parents to get an FSA ID
- Advise families to research deadlines and required applications
 - Schools may require applications in addition to the FAFSA
- Encourage students to complete the FAFSA as soon as it becomes available and other financial aid applications

Upcoming MEFA Institute Webinars

Learn about FAFSA Completion Reports

Thursday, January 18, 2024
8:30 PM



Helping Students and Parents Approach the College Choice Process Systematically

Wednesday, January 31, 2024
8:30 AM



Everything You Need to Know about Tuition Break

Thursday, February 29, 2024
2:30 PM



View more events: mefa.org/mefa-institute

Connect With MEFA On Social Media



facebook.com/mefaMA



[@mefa_ma](https://instagram.com/@mefa_ma)



[@MEFAtweets](https://twitter.com/@MEFAtweets)



linkedin.com/company/mefa



youtube.com/MEFAcounselor



mefa.org/mefa-podcast

mefa[®]

Thank You

QUESTIONS?

Call (800)-449-MEFA (6332)
or email collegeplanning@mefa.org

mefa[®]