



# A Deep Dive Into the FAFSA®

A MEFA Institute Webinar

# How to Participate in This Webinar

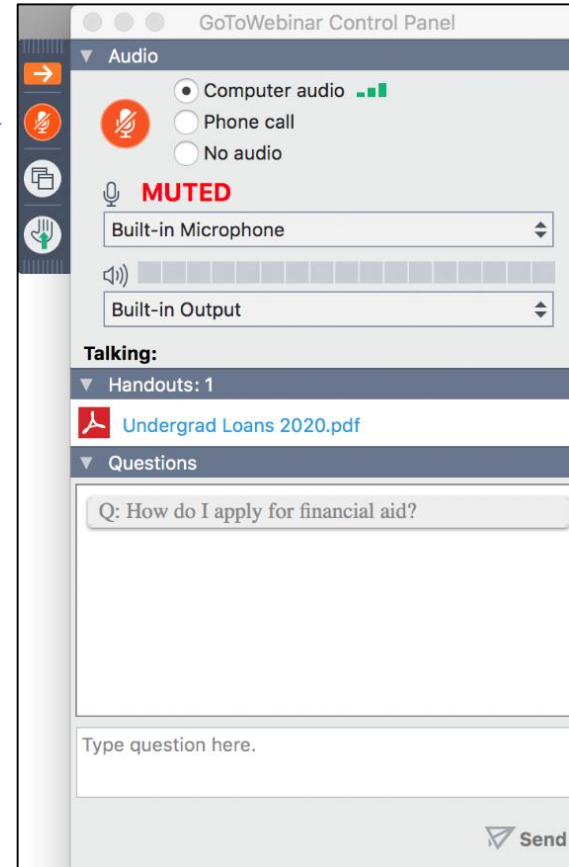
The microphone icon lets you know if you can be heard.  
The presenter may mute everyone during the webinar.

The hand icon may be used if the presenter wants to  
take a vote

Check the quality of your sound here

If the presenter provides handouts for the webinar, you  
will find them here

Have a question during the webinar? Type it in the  
*Questions* section



# About MEFA



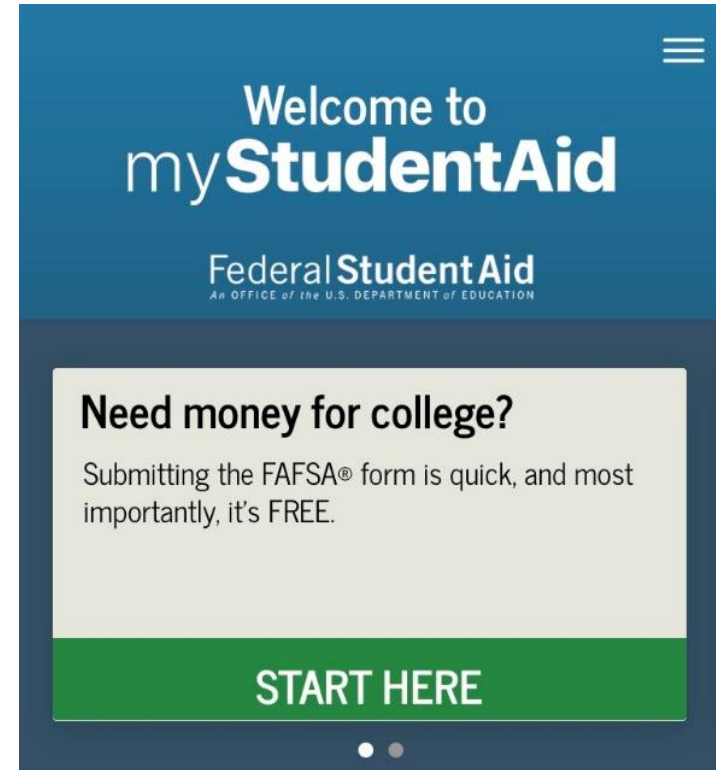
Not-for-profit state authority created in 1982  
helping families plan, save, and pay for college

# About the FAFSA

- Free Application for Federal Student Aid
- FREE form (NEVER pay to submit the FAFSA): [fafsa.gov](https://fafsa.gov)
- FAFSA demo site: [fafsademotest.ed.gov](https://fafsademotest.ed.gov)
- Required by all colleges/universities for federal & state (& some institutional) aid
- Opens **October 1st**
- Complete and submit ASAP and before the earliest college deadline (!!)
  - Early Action/Decision: Usually a fall deadline
  - Regular Decision: Usually a Feb or March deadline
- Complete online, but can find a full FAFSA PDF online
- Online skip logic removes questions not applicable to individual students/parents
- Must be completed each year (one for every child)
- Tip: If an answer is zero or the question does not apply, students/families should enter 0
- **Note: students/families may have other financial aid applications required**

# myStudentAid Mobile App


- Complete the FAFSA
- View the Student Aid Report (SAR)
- Can switch between mobile and desktop
- Both student and parent need to log in
  - Enter FSA ID to begin



# Items & Info Needed to Complete the FAFSA

- Student driver's license (not required)
- Student and parent(s)
  - Social Security number
  - Date of birth
  - 2019 W-2 form(s) (or pay stub)
  - 2019 federal income tax return (if not using the IRS Data Retrieval Tool)
  - 2019 untaxed income records
  - Current bank statements
  - Current business and investment records

# FAFSA Customer Service

- **Phone:** (800) 4-Fed-Aid (433-3243)
- **Email Form:** Located at [StudentAidHelp.ed.gov](https://StudentAidHelp.ed.gov)
- **Chat:** Located at [StudentAidHelp.ed.gov](https://StudentAidHelp.ed.gov)  
(Chat option disappears if chat is not available)
- **Hours:**
  - Monday-Friday: 8 a.m.–11 p.m. ET
  - Saturday & Sunday: 11 a.m.–5 p.m. ET
- **Help icon**  **Help** at the top of each page leads to:
  - FAQs
  - Search
  - Link to contact Information



- A login: username & password
- [fsaid.ed.gov](https://fsaid.ed.gov)
- Needed to complete the FAFSA
- Both the student and one parent will need one
- Provide personal information and answer challenge questions



# Complete the FAFSA® Form

Use the *Free Application for Federal Student Aid* (FAFSA®) form to apply for financial aid for college or graduate school.

## New to the FAFSA® Process?

Completing the FAFSA form is free. Fill it out now.

[Start Here](#)


## Returning User?

[Correct info](#) | [Add a school](#)

[View your \*Student Aid Report\* \(SAR\)](#)

[Log In](#)

Start here



## FAFSA® Deadlines

Many states and colleges set priority deadlines by which you must submit the FAFSA form to be considered for the aid programs they administer.

There is also a federal deadline each academic year.

Select your state of legal residence and the school year for which you're applying for federal student aid.

State

Year

[View Deadlines](#)

[View All State FAFSA Deadlines](#)



### Complete the Form

Completing the FAFSA form has never been easier. Get an overview of what you'll need and the steps involved.

[Review what to expect](#)



### Find FAFSA Help

Learn how to fill out the FAFSA form and browse common FAFSA help topics.

[Get FAFSA help](#)



### Renew Your Form

You must submit a FAFSA form for each school year in which you want to be considered for federal student aid.

[Get info on FAFSA renewal](#)

## Login

**Log in to the FAFSA**

Only students may use their FSA ID to log in. Parents and others can start a FAFSA for a student by entering the student's identifiers. Parents and others can also work on a FAFSA form or correction the student started using the **Save Key** that the student made. [Help for parents.](#)

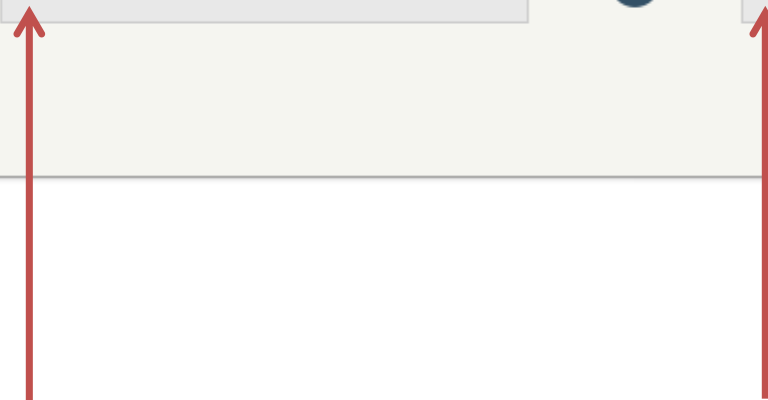
Form Approved  
OMB No. 1845-0001  
App. Exp. 12/31/2021

I am the student

OR

I am a parent, preparer, or student from a Freely Associated State

NEXT →



# Student Can Enter the FSA ID

Login

**Log in to the FAFSA**

Only students may use their FSA ID to log in. Parents and others can start a FAFSA for a student by entering the student's identifiers. Parents and others can also work on a FAFSA form or correction the student started using the **Save Key** that the student made. [Help for parents.](#)

Form Approved  
OMB No. 1845-0001  
App. Exp. 12/31/2021

I am the student      OR       I am a parent, preparer, or student from a Freely Associated State

**Do not log in with the FSA ID if you are not the student.**  
Don't have an FSA ID? [Create one](#) or login using the [student's identifiers.](#)

Student's FSA ID Username, E-mail Address, or Mobile Number ?

...


[Forgot Username](#)

The student's FSA ID Password ?

...

[Forgot Password](#)

NEXT ➔



# For Parents

## Login

**Log in to the FAFSA**

Only students may use their FSA ID to log in. Parents and others can start a FAFSA for a student by entering the student's identifiers. Parents and others can also work on a FAFSA form or correction the student started using the **Save Key** that the student made. [Help for parents.](#)

Form Approved  
OMB No. 1845-0001  
App. Exp. 12/31/2021

I am the student

OR

I am a parent, preparer, or student from a Freely Associated State

The student's first name ?

The student's full last name ?

The student's Social Security Number ?

\_ - \_ - \_


Show SSN

[From a Freely Associated State?](#)

The student's date of birth (mmdyyy)

mm/dd/yyyy

NEXT



## Disclaimer

### Warning

You are accessing a U.S. Federal Government computer system intended to be solely accessed by individual users expressly authorized to access the system by the U.S. Department of Education. Usage may be monitored, recorded, and/or subject to audit. For security purposes and in order to ensure that the system remains available to all expressly authorized users, the U.S. Department of Education monitors the system to identify unauthorized users. Anyone using this system expressly consents to such monitoring and recording. Unauthorized use of this information system is prohibited and subject to criminal and civil penalties. Except as expressly authorized by the U.S. Department of Education, unauthorized attempts to access, obtain, upload, modify, change, and/or delete information on this system are strictly prohibited and are subject to criminal prosecution under 18 U.S.C. § 1030, and other applicable statutes, which may result in fines and imprisonment. For purposes of this system, unauthorized access includes, but is not limited to:

- Any access by an employee or agent of a commercial entity, or other third party, who is not the individual user, for purposes of commercial advantage or private financial gain (regardless of whether the commercial entity or third party is providing a service to an authorized user of the system); and
- Any access in furtherance of any criminal or tortious act in violation of the Constitution or laws of the United States or any state.
- If system monitoring reveals information indicating possible criminal activity, such evidence may be provided to law enforcement personnel.

DECLINE

ACCEPT

# Get Started

- Select START **2021-2022** FAFSA
- FAFSA will remind parents who start the FAFSA to create an FSA ID



FSA ID	Last Time, Date FSA ID Used:
<p><b>FSA ID Status:</b> <a href="#">Create an FSA ID</a> There is no FSA ID on file for the information you entered.</p>	

# Save Key

**STUDENT INFORMATION**

Form Approved  
OMB No. 1845-0001  
App. Exp. 12/31/2021

**Create a Save Key.**  
The Save Key is for temporary use for you or your parent to return and complete this specific FAFSA.

Create a Save Key ?

Re-enter Save Key ?

[← MY FAFSA](#) [NEXT →](#)

- The Save Key allows the student or parent to return to the FAFSA later
- A FAFSA can be saved for 45 days



**STUDENT INFORMATION**

[Expand All](#)

- > **How can I get help completing my FAFSA?**

Get help with each FAFSA question by clicking on the Help (?) icon. You can also search FAFSA Help or view the [FAFSA Help](#) page.
- > How many steps does it take to complete?
- > How long will it take to complete?
- > Can I save my FAFSA if I can't finish it?
- > Documents needed to complete the FAFSA
- > Signing the FAFSA
- > *FAFSA on the Web* Security and Privacy

**NEXT** 

# Tips

View answers anytime

Tabs for each section

The screenshot shows the 'Personal Information for Student' section of the FAFSA application. At the top, there is a navigation bar with buttons for 'Exit', 'Reset FAFSA', 'View FAFSA Summary', 'Save', and 'Help'. Below this is a horizontal menu with tabs for 'Student Demographics', 'School Selection', 'Dependency Status', 'Parent Demographics', 'Parent Financials', 'Student Financials', 'Sign & Submit', and 'Confirmation'. The 'STUDENT INFORMATION' tab is active. A green message box states 'Application was successfully saved.' Below it, a blue information box explains that 'you' and 'your' refer to the student. The form fields include: 'Your Social Security Number' (010-10-1010), 'Your first name' (Mark), 'Your middle initial' (empty), 'Your last name' (Smith), and 'Your date of birth' (01/01/2002). At the bottom are 'PREVIOUS' and 'NEXT' buttons. Red arrows point from text annotations to various parts of the interface: 'View answers anytime' points to the 'Save' button; 'Tabs for each section' points to the 'Dependency Status' tab; 'FAFSA help' points to the 'Help' button; 'Save along the way' points to the 'Save' button; and '"You" means the student' points to the information box.

FAFSA help

Save along the way

"You" means the student

# Student Information

The screenshot shows a web form titled "Student E-mail and Phone". At the top, there is a dark blue header with the title. Below the header is a horizontal navigation bar with several tabs: "Student Demographics", "School Selection", "Dependency Status", "Parent Demographics", "Parent Financials", "Student Financials", "Sign & Submit", and "Confirmation". The "Student Demographics" tab is currently selected and highlighted. Below the navigation bar is a main content area with a dark blue tab labeled "STUDENT INFORMATION". This tab contains two input fields: "Your e-mail address" and "Your telephone number". Each input field has a small blue circle with a white question mark to its right. At the bottom right of the form, there are two buttons: "PREVIOUS" with a left arrow and "NEXT" with a right arrow.

Student or parent information flag

Students should use an email address that they check often.

# Student Information

If student lives in a foreign country, select “Foreign Country” in the state drop-down (and put 00000 for zip code)



### Student Address

Student Demographics | School Selection | Dependency Status | Parent Demographics | Parent Financials | Student Financials | Sign & Submit | Confirmation

**STUDENT INFORMATION**

Your permanent mailing address (include apt. number) ?

Your city (and country if not U.S.) ?

Your state ?

Select ▼

Your ZIP code ?

← PREVIOUS    NEXT →

# What Students are Eligible for Federal Financial Aid?

- U.S. citizens
- Eligible non-citizens, including:
  - U.S. Nationals
  - Permanent Residents
  - Carriers of Arrival-Departure Records (I-94)
  - Holders (student or parent) of a T-visa
  - “Battered immigrant-qualified aliens”
  - Citizens of the Federated States of Micronesia, the Republic of the Marshall Islands, or the Republic of Palau.
- Citizenship status will be verified by:
  - the Social Security Administration (citizens)
  - the Department of Homeland Security (eligible non-citizens)



## Further Eligibility Details

- **Current high school students should select:**
  - **Never attended college**
  - **Working on 1st bachelor's degree**
  - **Will not have 1st bachelor's degree before 2021-22**
- **Interested in work-study? Answering yes does not:**
  - Obligate the student to work
  - Guarantee a job
  - Cause the student to lose grants and scholarships
- **Males 18 and older must register for Selective Service**  
(Male is defined as male at birth)



# High School Information

Search for High School

Student Demographics **School Selection** Dependency Status Parent Demographics Parent Financials Student Financials Sign & Submit Confirmation

**STUDENT INFORMATION**

Application was successfully saved.

Because the FAFSA belongs to the student, "you" and "your" always (unless otherwise noted) refer to the student.

Enter the name, city, and state of your high school, then click **Search**.

What is the name of your high school?

In what city is your high school located?

In what state is your high school located?  
Select

SEARCH

Application automatically saves throughout

If high school diploma is selected, the student will have to list a high school

# Eligible for Financial Aid

The image shows a progress bar for a financial aid application. The steps are: Student Demographics (completed with a green checkmark), School Selection (active with a pencil icon), Dependency Status, Parent Demographics, Parent Financials, Student Financials, Sign & Submit, and Confirmation. Below the progress bar is a dark blue header labeled 'STUDENT INFORMATION'. A message box with a blue border contains an information icon and the text: 'Mark, based on the information you provided, we have determined that you may qualify for federal student aid. Continue through the application for us to determine how much aid you can receive.'

Student Demographics ✓ School Selection ✎ Dependency Status Parent Demographics Parent Financials Student Financials Sign & Submit Confirmation

**STUDENT INFORMATION**

**i** Mark, based on the information you provided, we have determined that you may qualify for federal student aid. Continue through the application for us to determine how much aid you can receive.

NOTE: “May qualify for federal student aid” could mean student loans only because student loans are considered financial aid.



# School Selection

- List up to 10 colleges or universities
- Students should wait 3-5 days after submitting to remove current schools and add new ones
- Check the box to select a school



**i** Here's where you'll search for the colleges to which you'd like to send your FAFSA information. You can add up to 10 colleges at a time to your FAFSA. If you're applying to more than 10 colleges, [follow these instructions](#).

**Make sure you add ALL colleges you're interested in, even if you haven't applied or been accepted yet.**

**i** Complete the fields below to search for a college to add to your FAFSA.

Do you know the college's [Federal School Code](#)? ?  
 Yes  No

State ?  
Select

City (optional) ?

School Name (optional) ?

SEARCH TIPS **i**      PREVIOUS      SEARCH **Q**

<input type="checkbox"/>	School Name: <a href="#">Worcester State University</a> City: Worcester   State: MA   Federal School Code: 002190
--------------------------	--

# View College Info

VIEW COLLEGE INFO 



## > SALEM STATE UNIVERSITY



**School Name:** SALEM STATE UNIVERSITY

**School Type:** 4-year, Public

<b>Federal School Code:</b>	002188
<b>Address:</b>	352 LAFAYETTE STREET
<b>City:</b>	SALEM
<b>Web site:</b>	<a href="http://www.salemstate.edu">www.salemstate.edu</a>
<b>In-State</b>	\$10,642
<b>Out-of-State</b>	\$17,082
<b>Net Price Average:</b>	\$19,265
<b>Graduation Rate:</b>	55%
<b>Retention Rate:</b>	76%
<b>Transfer Rate:</b>	0%
<b>Additional Information from <i>College Scorecard</i>:</b>	NA

# Housing

**STUDENT INFORMATION**

**i** You may change the positioning of any school in this list. To do so, click the icon to the left of the school name and then use the buttons displayed to change the position of the selected school. The **UP** and **DOWN** buttons will move the school one position up, or one position down. The **REMOVE** button will delete the school from your list.

For federal student aid purposes, it does not matter in what order you list your selected schools. However, the order in which you list schools may affect your eligibility for state aid. Find more information on your state's preferences for listing schools [here](#).

For each school listed, select the appropriate housing plan from the dropdown list.

**School Name:** Bridgewater State University  
**Federal School Code:** 002183

**+** Housing Plans

Select

Select

On Campus

With Parent

**+** Off Campus

Select

**School Name:** Assumption College  
**Federal School Code:** 002118

**+** Housing Plans

Select

Select the housing plan for each school



Housing selection affects the college total cost and may affect financial aid

# Dependency Determination


Questions on:

- Marital status
- Pursuit of a graduate degree
- Birthdate
- Dependents who receive your support
- Active duty military or veteran
- If since turned 13: orphan, foster care, ward of the court
- Emancipated minor
- In legal guardianship
- Homeless

**Independent students do not have to report parent data**



## Providing Parent Data

Based on your answers to the dependency status questions, **you are considered a dependent student. This means you must provide parental information.** Select “I will provide information about my parent(s)” and click **Next** to continue filling out your FAFSA. 

**If you have a special circumstance and are unable to provide parental information,** under very limited circumstances, you may be able to submit your FAFSA without parental information. Select “I am unable to provide information about my parent(s)” and click **Next** to get additional information.

- I will provide information about my parent(s)
- I am unable to provide information about my parent(s)

← PREVIOUS

NEXT →

# Parent Demographics Information



Parent Marital Status

Student Demographics ✓ School Selection ✓ Dependency Status ✓ Parent Demographics ✎ Parent Financials Student Financials Sign & Submit Confirmation

**PARENT INFORMATION**

✓ Application was successfully saved.

**i** Because the FAFSA belongs to the student, "you" and "your" always (unless otherwise noted) refer to the student.

As of today, what is the marital status of your parents? **?**

Select **▼**

**← PREVIOUS** **NEXT →**

## Who is Considered a Parent?



- Biological or adoptive parent(s), and certain step-parents
- Include both parents if parents are married or are not married but live together
- Married parents include same-sex couples
- If separated but living together, select “Married”
- In the case of divorce or separation, provide information only about the parent the student lived with more in the last 12 months, and step-parent if that parent is remarried

# Parent Demographics Information

The screenshot shows a multi-step process for entering parent information. The steps are: Student Demographics (checked), School Selection (checked), Dependency Status (checked), Parent Demographics (active), Parent Financials, Student Financials, Sign & Submit, and Confirmation. The 'Parent Demographics' step is highlighted with a pencil icon. Below the progress bar is a 'PARENT INFORMATION' section with a dark blue header that says 'Enter Information for your first parent (father/mother/stepparent)'. The form contains several input fields: 'Parent's Social Security Number' (with a mask and a number pad icon), 'Parent's last name', 'Parent's first initial', 'Parent's date of birth' (with a date mask and a number pad icon), and 'Your parents' e-mail address'. Each field has a question mark icon to its right. A red arrow points from the text 'List parents in any order' to the 'PARENT INFORMATION' header. Another red arrow points from 'Click highlighted words for more info' to the word 'parent' in the header. A third red arrow points from 'Number pad' to the number pad icon next to the Social Security Number field. A fourth red arrow points from 'Help and Hints' to the question mark icon next to the 'Parent's first initial' field.

List parents in any order →

Click highlighted words for more info →

Number pad →

Help and Hints →




# Who's Included in the Household Size?

- Student
- Parent(s)
- Parents' other children (even if don't live with parents), if parents will provide more than half of their financial support from 7/1/21 through 6/30/22 or the children are federally dependent
- Other people who live with the parents, parents provide more than half of their financial support, and parents will continue to provide more than half their support from 7/1/21 through 6/30/22



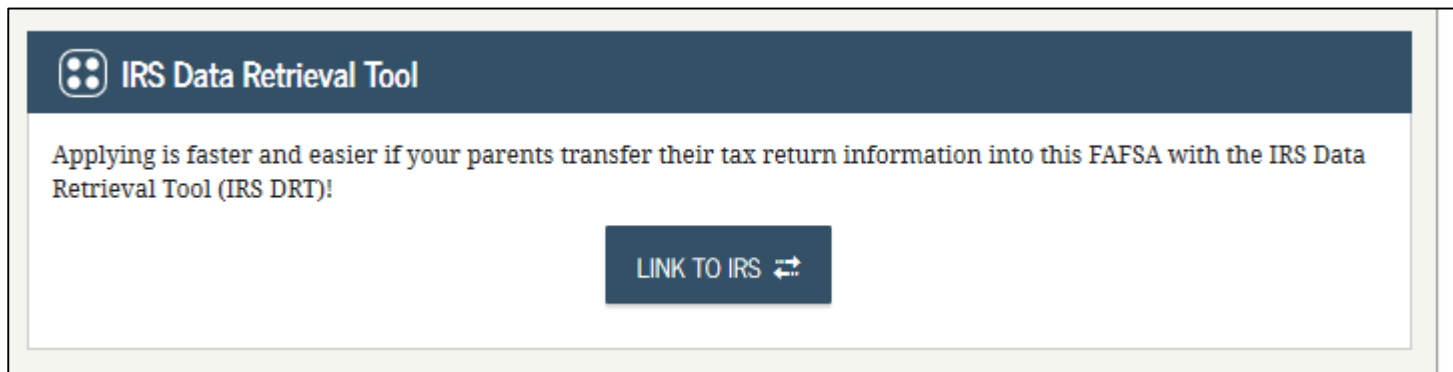
# Who's Included in the Number in College?



- Always include the student, even if he/she will attend college less than half time in 2021-22
- Include other household members only if they will attend at least half time in 2021-22 in a program that leads to a college degree or certificate
- Do not include the parents
- Some financial aid offices will require proof that other family members are attending college

# Parent Tax Return Information

- Provide information from their **2019 federal tax return**
  - Completion status
  - Filing status
  - Puerto Rican or foreign return?
- Option to use the IRS Data Retrieval Tool (DRT)



- Will be asked to supply parent's FSA ID to access IRS DRT

# IRS Data Retrieval Tool

- Upload 2019 federal tax return data directly to the FAFSA.
- Parent will not be able to view on screen transferred information.
- Parent will be asked if they had a rollover (and amount) if untaxed IRS distributions or untaxed pensions/annuities are present.
- Those married filing jointly will need to input income earned from working.
- Certain individuals cannot use the tool:
  - Married individuals who file married filing separately or head of household
  - Change in the marital status after the end of tax year
  - Foreign Tax Returns (even if U.S. return is also filed)
  - Filers with Tax ID Number (TIN)
  - FAFSA and tax return address do not match

## Info to Enter If IRS DRT Not Used



- Type of tax form
- Adjusted Gross Income
- Salary and self-employment income of each parent (not included in total)
- Income tax from tax return
- Exemptions

**Questions will include line numbers from tax return**



# Items Subtracted From Total Income on the FAFSA

## Items Subtracted From Total Income on the FAFSA

- Child support paid
- Earnings from a co-op
- Taxable earnings from work-study or fellowships/assistantships
- Combat pay
- Student grants/scholarships reported to the IRS in parent income
- Education credits such as the AOTC



# Untaxed Income

- Payments to tax-deferred pension and retirement savings plans
- IRA deductions to SEP, SIMPLE, Keogh, & other qualified plans
- Child support received
- Tax-exempt interest income
- Untaxed portions of IRS distributions
- Untaxed portions of pensions
- Housing & living allowances paid to military, clergy, and others
- Veterans non-education benefits (disability, death pension, or DIC)
- Other untaxed income such as workers compensation and disability



**Questions will include line numbers from tax return when applicable**

# Reporting Assets

## Parent Assets

Student Demographics  School Selection  Dependency Status  Parent Demographics  Financial Information  Sign & Submit Confirmation

### PARENT INFORMATION

As of today, does the total amount of your parents' current [assets](#) exceed \$21,300.00? ?  
 Yes  No

As of today, what is your parents' total current balance of cash, savings, and checking accounts? ?  
\$  .00

As of today, what is the net worth of your parents' investments, including real estate (not your parents' home)? ?  
\$  .00

As of today, what is the net worth of your parents' current businesses and/or investment farms? **Don't include a family farm or family business with 100 or fewer full-time or full-time equivalent employees.** ?  
\$  .00



# Parent Assets To Be Reported

- **Current balance** of cash, savings, and checking accounts
- Net value of investments
  - Real estate
  - Rental properties
  - Money market and mutual funds
  - Stocks & bonds
  - 529 college savings for all children (reported as a parent asset)
- Net value of some businesses and investment farms



Parents **do not** include primary residence, life insurance, value of retirement accounts, and value of small family businesses or farms

# Student Information



- Student will be asked same income and asset questions as parents
- Student should report all 2019 income even if he/she did not file taxes
- Student will be offered option to use IRS DRT if he/she filed taxes

# Sign & Submit

### Signature Status

Student Demographics ✓ School Selection ✓ Dependency Status ✓ Parent Demographics ✓ Parent Financials ✓ Student Financials ✓ Sign & Submit ✎ Confirmation

**i** Both you and a parent need to sign your FAFSA.

Only sign for yourself. If you and your parent are not together, one of you can sign, save the application and then exit. Give the "save key" to the other person who can log in with it and sign and submit the FAFSA.

**Be sure not to mix up your and your parent's FSA IDs when signing.**

**Student Signature Needed** ✎

Signature Status: **Unsigned**

PROVIDE STUDENT SIGNATURE ✎

**Parent Signature Needed** ✎


Signature Status: **Unsigned**

PROVIDE PARENT SIGNATURE ✎

# Sign & Submit


Signature Options


Student Demographics ✓ School Selection ✓ Dependency Status ✓ Parent Demographics ✓ Parent Financials ✓ Student Financials ✓ Sign & Submit [✎] Confirmation



**Student Signature for**  
Social Security Number: XXX-XX-1010  
Last Name: Smith  
Date of Birth: 01/01/2002


Other Options to Sign and Submit

 We recommend signing electronically with an FSA ID so you don't have to print and mail a signature page or return later to sign your FAFSA. If you are unable to sign electronically, select another option:

- Sign Electronically With My FSA ID**   
This is the fastest option. Selecting this option will return you to the question "What is your (the student's) FSA ID?".
- Print A Signature Page**  
This option requires that you print and mail your signature.
- Submit Without Signatures**  
This option allows you to submit your FAFSA now without your signature, but you will need to return later to sign.



# Sign & Submit



## Congratulations, Mark!

Your FAFSA was successfully submitted to Federal Student Aid.

**Confirmation Number:** F 11013020101 09/21/2020 13:20:16

Data Release Number ([DRN](#)):5100

---

**What Happens Next**

- You will receive an e-mail version of this page.
- In 3-5 business days, you will receive an e-mail notifying you that your FAFSA was processed.
- Your FAFSA information will be made available to your school(s), and they will use it to determine the aid you may be eligible to receive.
- Your school(s) will contact you if they need more information or when they are ready to discuss your financial aid award.
- If you have questions about your financial aid package, contact your school(s).

> **Estimated Expected Family Contribution (EFC) = 048406**



**Does your brother or sister need to complete a FAFSA?**  
If so, you can transfer your parents' information into a new FAFSA for your brother or sister to save time. Your parents will have to provide a signature again, but that's all.



Complete a FAFSA for another child


# Special Circumstances

Contact the Financial Aid Office if there are circumstances which affect your ability to pay for college such as:

- Loss or reduction in parent/student income or assets
- Death or serious illness
- Natural disasters affecting parent income or assets
- Medical or dental expenses not covered by insurance
- Financial responsibility for elderly grandparents



# What Happens After Families Submit the FAFSA



- Colleges and the state receive the data electronically
- Students will receive a Student Aid Report (SAR) (electronically or by mail) in a few days
- Colleges may request additional documentation or information, such as tax data, through a process called **Verification**
- Colleges send out financial aid award letters (typically Mar-April)


# National and Community Resources



- FAFSA Day
  - Free assistance completing the FAFSA
  - 5 virtual events Oct-Feb
  - Register at [FAFSADay.org](https://www.fafsaday.org)
  
- Educational Opportunity Centers
  - Free financial aid help
  - [MassEdCO.org](https://www.MassEdCO.org)





# Things To Do

- Sign up for MEFA emails 
- Register for upcoming MEFA Institute webinars and complete lessons to earn PDPs: [mefa.org/mefa-institute](https://mefa.org/mefa-institute)
- Share MEFA resources with families
- Visit [mefa.org/counselors](https://mefa.org/counselors)



**Creating a financially balanced college list**

Working with your child to put together a college list? Make sure you take finances into consideration. We have a four-step list that can help you find the schools that fit within your budget and offer the financial aid you need. Get the guidance in our recent post.

[Read the list](#)

**Mobile tools to help with college planning**


As you help your child finish out high school successfully and plan for college, know there are websites and mobile apps that offer valuable assistance. We highlighted a few in our recent posts:

- **Google's College Search Feature** reviews a tool available in mobile that provides key information on U.S. college and universities
- **Mobile Apps to Ease College Prep** reviews three mobile apps and one mobile-friendly website that can help students with academics, test prep, and college planning

**Journey to College videos**

When planning for college admissions, it's helpful to hear from others who have just completed the process. Our Journey to College video series highlights a group of last year's high school seniors as they navigate searching for schools, completing applications, and finding scholarships. Our recent blog explains more.

[See the blog](#)



# Connect with MEFA on Social Media



[facebook.com/mefaMA](https://facebook.com/mefaMA)



[@MEFAtweets](https://twitter.com/MEFAtweets)



[linkedin.com/company/mefa](https://linkedin.com/company/mefa)



[youtube.com/MEFAcounselor](https://youtube.com/MEFAcounselor)

Thank You

29

# Questions?

(800) 449-MEFA (6332)

[collegeplanning@mefa.org](mailto:collegeplanning@mefa.org)

How was the webinar? We'd love to hear your feedback.  
Leave us a Google review at Google.com

